



ARKANSAS RAZORBACKS

1 National Championship » 6 Final Four Appearances » 10 Sweet 16 Appearances » 31 NCAA Tournament Bids

» 2016-17 SCHEDULE »

Overall: 24-8 | SEC: 12-6 | H: 15-3 | A: 6-5 | N: 3-0

NOVEMBER (4-1)

		W/L	SCORE
11	Fort Wayne	SEC Network +	W 92-83
14	Southern Illinois	SEC Network +	W 90-65
18	UT Arlington	SEC Network +	W 71-67
22	at Minnesota	ESPN3	L 85-71
28	Mount St. Mary's	SEC Network +	W 89-76

DECEMBER (7-1)

1	Stephen F. Austin	SEC Network	W 78-62
3	Austin Peay	SEC Network +	W 99-62
6	Houston	SEC Network	W 84-72
10	North Florida	SEC Network	W 91-76
17	Texas*	ESPN	W 77-74
20	North Dakota St.	SEC Network	W 71-55
22	Sam Houston St.#		W 90-56
29	25Florida*	SEC Network	L 81-72

JANUARY (5-3)

3	at Tennessee*	SEC Network	W 82-78
7	at Kentucky*	ESPN	L 97-71
10	Mississippi State*	SEC Network	L 84-78
14	Missouri*	SEC Network	W 92-73
17	at Texas A&M*	SEC Network	W 62-60
21	LSU*	SEC Network	W 99-86
24	at Vanderbilt*	SEC Network	W 71-70
28	at Oklahoma St.%	ESPN	L 99-71

FEBRUARY (6-2)

1	Alabama*	SEC Network	W 87-68
4	at Missouri*	SEC Network	L 83-78
7	Vanderbilt*	SEC Network	L 72-59
11	at LSU*	SEC Network	W 78-70
15	at 21South Carolina*	SEC Network	W 83-76
18	Ole Miss*	SEC Network	W 98-80
22	Texas A&M*	SEC Network	W 86-77
25	at Auburn*	SEC Network	W 79-68

MARCH (2-1)

1	at 12Florida*	ESPN2	L 78-65
4	Georgia*	ESPN2	W 85-67
10	No. 6 Ole Miss	SEC Network	W 73-72
11	No. 7 Vanderbilt	ESPN	2:30 p.m.

All times Central and subject to change
 # at Verizon Arena (North Little Rock, Ark.)
 ^ Lone Star Shootout (Houston, Texas)
 % Big12/SEC Challenge
 * SEC Game

» THE MATCHUP »

ARKANSAS RAZORBACKS (24-8)

Head Coach: Mike Anderson (Tulsa '82)
Record at Arkansas: 126-72 (6th Season)
Overall Record: 326-170 (15th Season)

VANDERBILT COMMODORES (19-14)

Head Coach: Bryce Drew (Valparaiso, '98)
Record at VU: 19-14 (1st Season)
Overall Record: 143-63 (6th Season)



» #FASTEST40 FACTS »

• Arkansas is 6-6 all-time in SEC Tournament semifinal games, winning each of its last three appearances and five of the last six.

• Arkansas is looking to make its seventh SEC title game, including the second in the last three years.

• The Razorbacks are shooting 76.2 percent from the free throw line, the highest in 55 years when Arkansas shot 77.6 percent in 1961-62.

• In the final minute of games this season, Daryl Macon is 27-of-30 (.900) from the charity stripe, including the game-clinching free throws in the quarterfinals with 23 seconds left.

• Dusty Hannahs is five points away from becoming the fifth player in program history to reach 1,000 points in two seasons, joining Todd Day, Scotty Thurman, Martin Terry and Bobby Portis.

• Arkansas is outscoring opponents by two points in the first half and 198 points in the second half. The Razorbacks have only been outscored in the second half three times in 32 games.

• Arkansas has 24 wins for the second time in the last 19 years, with both times coming in the last three seasons.

• After being picked to finish fifth in the SEC by the media, Arkansas finished higher than it was selected for the fourth straight season.

• The Razorbacks have scored 80-plus points in five of their last eight wins, and are 15-0 this season when scoring at least 80 points.

» GAMEDAY INFORMATION »

DATE: Saturday, March 11, 2017 | 2:30 p.m. CT
LOCATION: Bridgestone Arena (Nashville, Tenn.)
TV: ESPN
TALENT: Joe Tessitore (PXP), Sean Farnham (Analyst)
REPORTER: Kaylee Hartung
RADIO: Razorback/IMG Sports Network
TALENT: Chuck Barrett (PXP), Matt Zimmerman (Analyst)
SERIES RECORD: Arkansas leads, 22-12
WINNER: Championship - Sunday, March 12 at noon (ESPN)

» THE SEC TOURNAMENT FACTS »

• Arkansas is the No. 3 seed for the fifth time since joining the SEC, having advanced to the championship game two of the previous four times.

• The Razorbacks won their only SEC Tournament championship in 2000 as the No. 3 seed, defeating Georgia, Kentucky, LSU and Auburn to capture the title.

• Arkansas is making its 26th SEC Tournament appearance where it has an all-time record of 23-24, including two semifinal berths in the last three seasons.

» FOR THE FIRST TIME SINCE... »

• Arkansas recorded 12 SEC wins for the fifth time in program history and just the second time in the last 22 years.


• Arkansas earned six SEC road wins this year, tying the 1994 championship team and the 2015 NCAA Tournament squad for the most in the SEC era.

• The Razorbacks won 23 regular season games for the fifth time since joining the SEC 26 years ago.

» HOW THEY COMPARE » BY THE NUMBERS »

	80.4	.462	.370	36.5	14.3	4.8	7.4	74.1	.421	.335	+0.5	1.2
	≈	≈		≈	≈	≈	≈			≈	≈	≈
	POINTS	FG%	3FG%	BOARDS	ASSISTS	BLOCKS	STEALS	SCORING DEFENSE	FG% DEFENSE	3FG% DEFENSE	REBOUND MARGIN	AST-TO RATIO
	71.5	.435	.381	34.6	13.1	3.7	4.1	67.9	.421	.336	+0.3	1.1

#FASTEST40



SOUTHEASTERN CONFERENCE™

2016-17 Men's Basketball • 2016-17 Men's Basketball • 2016-17 Men's Basketball • 2016-17 Men's Basketball • 2016-17 Men's Basketball • 2016-17 Men's Basketball • 2016-17 Men's Basketball • 2016-17 Men's Basketball • 2016-17 Men's Basketball

2017 SEC MEN'S BASKETBALL TOURNAMENT

March 8-12 • Bridgestone Arena • Nashville, Tenn.



» ALL-TIME SEC TOURNAMENT RESULTS »

Year (Seed)	Opponent	Result	Year (Seed)	Opponent	Result	Year (Seed)	Opponent	Result
1992 (#1)	#4 Georgia (2nd Round)	W, 73-60	2000 (#3)	#6 Georgia (1st Round)	W, 71-64	2008 (#2)	#3 Vanderbilt (2nd Round)	W, 81-75
	#3 Alabama (3rd Round)	L, 90-89		#2 Kentucky (2nd Round)	W, 86-72		#1 Tennessee (3rd Round)	W, 92-91
1993 (#1)	#4 Georgia (2nd Round)	W, 65-60		#1 LSU (3rd Round)	W, 69-67		#6 Georgia (Final)	L, 66-57
	#2 Kentucky (2nd Round)	L, 92-81		#2 Auburn (Final)	W, 75-67	2009 (#6)	#3 Florida (1st Round)	L, 73-58
1994 (#1)	#4 Georgia (2nd Round)	W, 95-83	2001 (#2)	#6 LSU (2nd Round)	W, 77-72	2010 (#3)	#6 Georgia (1st Round)	L, 77-64
	#2 Kentucky (3rd Round)	L, 90-78		#1 Kentucky (3rd Round)	L, 87-78	2011 (#4)	#5 Tennessee (1st Round)	L, 74-68
1995 (#1)	#4 Vanderbilt (2nd Round)	W, 73-72	2002 (#5)	#4 Tennessee (1st Round)	L, 68-61	2012 (#9)	#8 LSU (1st Round)	L, 70-54
	#3 Alabama (3rd Round)	W, 69-58	2003 (#6)	#3 LSU (1st Round)	L, 85-56	2013 (#7)	#10 Vanderbilt (2nd Round)	L, 75-72
	#1 Kentucky (Final)	L, 95-93 (OT)	2004 (#6)	#3 South Carolina (1st Round)	L, 91-81	2014 (#5)	#13 South Carolina (2nd Round)	L, 71-69
1996 (#2)	#3 South Carolina (2nd Round)	W, 80-58	2005 (#4)	#5 Tennessee (1st Round)	L, 65-46	2015 (#2)	#10 Tennessee (3rd Round)	W, 80-72
	#1 Kentucky (3rd Round)	L, 95-75	2006 (#3)	#6 Georgia (1st Round)	W, 80-67		#3 Georgia (4th Round)	W, 60-49
1997 (#2)	#3 Georgia (2nd Round)	L, 65-63		#2 Florida (2nd Round)	L, 74-71		#1 Kentucky (Final)	L, 78-63
1998 (#2)	#3 Tennessee (2nd Round)	W, 102-96	2007 (#3)	#6 South Carolina (1st Round)	W, 82-52	2016 (#9)	#8 Florida (2nd Round)	L, 68-61
	#1 Kentucky (3rd Round)	L, 99-74		#2 Vanderbilt (2nd Round)	W, 72-71	2017 (#3)	#6 Ole Miss (3rd Round)	W, 73-72
1999 (#2)	#3 Florida (2nd Round)	W, 75-74		#1 Mississippi State (3rd Round)	W, 81-72			
	#4 Miss. State (3rd Round)	W, 84-79 (OT)		#1 Florida (Final)	L, 77-56			
	#2 Kentucky (Final)	L, 76-63						



ELITE COMPANY »

• Moses Kingsley has joined Arkansas great and 2017 SEC legend Oliver Miller as the only players in program history to reach 1,000 points, 600 rebounds and 200 blocks as a Razorback.

THE #BEASTMO NOTEBOOK »

• Becomes the ninth player in school history to earn All-SEC honors in consecutive seasons, including the third in the last 10 years.

• Is the first player in program history to earn multiple selections to the SEC All-Defensive team.

• Is 17th in the country with 2.63 blocks per game this season and has recorded at least one block in 60 of his last 65 contests.

• Has multiple blocks in 23 games this season, including eight of the last nine contests.

• Is T-17th in the country with four games of 5+ blocks and T-8th with 16 games of 3+ blocks.

• Is currently the SEC's active leader with 247 career blocks, the fourth most in program history.

• Is on pace to finish among the top 25 scorers in Razorback history.

ALL-DEFENSIVE TEAM

1148

CAREER POINTS

27th in school history

738

CAREER BOARDS

6th in school history

247

CAREER BLOCKS

4th in school history

132

CAREER GAMES

4th in school history

» ARKANSAS IN THE SEC TOURNAMENT BREAKDOWN »

The Basics

Overall Record:	23-24
Appearances:	26th
Before 2011:	20-19
Since 2011:	3-5

Note: SEC went away from East and West Divisions after the 2010-11 season.

Record by Round

Quarterfinals	13-2
Semifinals	6-6
Finals	1-5

Record by Seed

Seed	Appearances	Record
No. 1	4	5-4
No. 2	7	9-7
No. 3	5	9-3
No. 4	2	0-2
No. 5	2	0-2
No. 6	3	0-3
No. 7	1	0-1
No. 9	2	0-2

Note: All games as the No. 5, No. 7 and No. 9 seed besides one, are West Division seeds.

Record vs. Opponent

Alabama	1-1
Auburn	1-0
Florida	1-4
Georgia	6-3
Kentucky	1-8
LSU	2-2
Ole Miss	1-0
Mississippi State	2-0
Missouri	0-0
South Carolina	2-2
Tennessee	3-3
Texas A&M	0-0
Vanderbilt	3-1

All-Tournament Team

1992	Todd Day
1994	Corliss Williamson
1995	Corliss Williamson
1995	Scotty Thurman
1999	Derek Hood
1999	Kareem Reid
2000	Brandon Dean
2000	Joe Johnson
2001	Joe Johnson
2007	Sonny Weems
2008	Darian Townes
2008	Charles Thomas
2015	Michael Qualls

NUMERICAL ROSTER »

No.	Name	Pos.	Ht.	Wt.	Yr.	Hometown/High School/Last School
0	Jaylen Barford	G	6-3	202	Jr.	Jackson, Tenn. / Motlow State CC
1	Trey Thompson	F	6-9	265	Jr.	Madison, Ark. / Forrest City HS
2	Adrio Bailey	F	6-6	204	Fr.	Campti, La. / Lakeview HS
3	Dusty Hannahs	G	6-3	203	Sr.	Little Rock, Ark. / Pulaski Academy / Texas Tech
4	Daryl Macon	G	6-3	185	Jr.	Little Rock, Ark. / Parkview HS / Holmes CC
5	Arlando Cook	F	6-8	215	Jr.	St. Louis, Mo. / Madison Prep / Connors State College
11	RJ Glasper	G	5-10	168	Fr.	Forrest City, Ark. / Forrest City HS
12	Brachen Hazen	F	6-8	195	Fr.	Fort Wayne, Ind. / Columbia City HS
13	Dustin Thomas	F	6-8	225	R-Jr.	Texarkana, Texas / Pleasant Grove HS / Colorado
15	Jonathan Holmes	G	Fr.	5-10	190	Columbia, Ill./Columbia HS
21	Manuale Watkins	G	6-3	222	Sr.	Fayetteville, Ark./Fayetteville HS
23	C.J. Jones	G	6-5	175	Fr.	Birmingham, Ala. / Central Park Christian
31	Anton Beard	G	6-0	198	Jr.	N. Little Rock, Ark./North Little Rock HS
33	Moses Kingsley	F	6-10	230	Sr.	Abuja, Nigeria/Huntington Prep (W. Va.)

COACHING STAFF »

Title	Name	Experience	Alma Mater
Head Coach	Mike Anderson	6th Year	Tulsa, '82
Associate Head Coach	Melvin Watkins	6th Year	Charlotte, '77
Assistant Coach	TJ Cleveland	6th Year	Arkansas, '02
Assistant Coach	Scotty Thurman	1st Year	Philander-Smith, '03
Director of Operations	Matt Zimmerman	6th Year	Arkansas, '90
Director of S-A Development	Jeff Daniels	6th Year	Montevallo, '82
Video Coordinator	Will Bartlett	6th Year	Missouri, '09
Special Assistant to the HC	Lee Mayberry	3rd Year	Arkansas, '15
Graduate Assistant	Kikko Haydar	2nd Year	Arkansas, '14
Graduate Assistant	Riley Hall	2nd Year	Arkansas, '16
Athletic Trainer	Dave England	33rd Year	Arkansas, '80



Jaylen Barford
Jr. | G | 6-3 | 202



Trey Thompson
Jr. | F | 6-9 | 265



Adrio Bailey
Fr. | F | 6-6 | 204



Dusty Hannahs
R-Sr. | G | 6-3 | 210



Daryl Macon
Jr. | G | 6-3 | 185



Arlando Cook
Jr. | F | 6-8 | 215



RJ Glasper
Fr. | G | 5-10 | 168



Brachen Hazen
Fr. | F | 6-8 | 195



Dustin Thomas
R-Jr. | F | 6-8 | 225



Manuale Watkins
Sr. | G | 6-3 | 222



C.J. Jones
Fr. | G | 6-5 | 175



Anton Beard
Jr. | G | 6-0 | 198



Moses Kingsley
Sr. | F | 6-10 | 230



Mike Anderson
Head Coach - 6th Season

A-Z ROSTER »

No.	Name	Yr.
2	Bailey, Adrio	Fr.
0	Barford, Jaylen	Jr.
3	Beard, Anton	Jr.
5	Cook, Arlando	Jr.
11	Glasper, RJ	Fr.
3	Hannahs, Dusty	Sr.
12	Hazen, Brachen	Fr.
15	Jonathan Holmes	Fr.
23	Jones, C.J.	Fr.
33	Kingsley, Moses	Sr.
4	Macon, Daryl	Jr.
1	Thompson, Trey	Jr.
13	Thomas, Dustin	R-Jr.
21	Watkins, Manuale	Sr.

BY STATE »

Alabama (1)		
23	Jones, C.J.	Fr.
Arkansas (6)		
3	Beard, Anton	Jr.
11	Glasper, RJ	Fr.
4	Macon, Daryl	Jr.
3	Hannahs, Dusty	Sr.
1	Thompson, Trey	Jr.
21	Watkins, Manuale	Sr.
Illinois (1)		
15	Holmes, Jonathan	Fr.
Indiana (1)		
12	Hazen, Brachen	Fr.
International (1)		
33	Kingsley, Moses	Sr.
Louisiana (1)		
2	Bailey, Adrio	Fr.
Missouri (1)		
5	Cook, Arlando	Jr.
Tennessee (1)		
0	Barford, Jaylen	Jr.
Texas (1)		
13	Thomas, Dustin	R-Jr.

BY CLASS »

FRESHMEN (4)		
2	Bailey, Adrio	Fr.
11	Glasper, RJ	Fr.
12	Hazen, Brachen	Fr.
15	Holmes, Jonathan	Fr.
23	Jones, C.J.	Fr.
JUNIORS (6)		
0	Barford, Jaylen	Jr.
3	Beard, Anton	Jr.
5	Cook, Arlando	Jr.
4	Macon, Daryl	Jr.
1	Thompson, Trey	Jr.
13	Thomas, Dustin	R-Jr.
SENIORS (3)		
3	Hannahs, Dusty	Sr.
33	Kingsley, Moses	Sr.
21	Watkins, Manuale	Sr.

THE PRONUNCIATIONS »

Adrio Bailey: A-Dree-O
Brachen Hazen: Brack-en Haiz-en
Manuale Watkins: Man-YOU-L

CLOSING IN ON HISTORY »

• Senior Dusty Hannahs is closing in on 1,000 career points at Arkansas, currently sitting 5 points shy with 995.

• He would be the fifth player in program history to reach 1,000 points in two seasons, joining Todd Day, Scotty Thurman, Martin Terry and Bobby Portis.

• He has 1,457 points at Arkansas and Texas Tech.

THE ROAD TO SUCCESS »

• The Razorbacks are 8-3 in their last 11 SEC road contests, the best stretch since the end of the 1993-94 and beginning of the 1994-95 season

• The Razorbacks have road wins over 12 different SEC opponents in the last four years, joining Florida (13) and Kentucky (13) as the only schools to accomplish the feat.

• Arkansas has rallied from at least a 12-point deficit in five of its six SEC road wins this season.

• The last 17 Arkansas teams to win five-plus road games have advanced to the NCAA Tournament.

• Mike Anderson's 20 SEC road wins in the last five-plus seasons is six more than Arkansas had in the previous 10 years before he took over.

• Arkansas is second in the league with 15 SEC road wins during the last three seasons, trailing only Kentucky with 19.

ICE IN HIS VEINS »

• In the final minute of games this season, Daryl Macon is 27-of-30 (.900) from the free throw line. No other Razorback has more than four attempts in the last minute.

MAKIN' THE FREEBIES »

• The Razorbacks are tied for second in the SEC and rank T-25th in the country in free throw percentage at 76.2 percent, averaging 18.2 made free throws per game.

• Arkansas, Wofford and Villanova are the only programs in the country with two players in the top 35 in the nation in free throw percentage as Dusty Hannahs is 18th at .894 and Daryl Macon is T-34th at .878.

• Arkansas has 2 of the top 5 free throw shooters in the SEC. Hannahs is second in the conference and Macon is fourth.

• Macon (29) and Hannahs (26) each have streaks of 25-plus made free throws this season.

MAKE 'EM PAY »

• Arkansas has scored double-digit points off turnovers in 30 of 32 games this season, including 20-plus points off miscues 10 different times.

THE OTHER GUYS' RPI »

Opponent	W/L	RPI
Florida	L (H); L (A)	5
Kentucky	L (A)	7
Minnesota	L (A)	20
South Carolina	W (A)	33
Oklahoma State	L (A)	35
UT Arlington	W (H)	40
Vanderbilt	W (A); L (H)	44
Houston	W (H)	50
Georgia	W (H)	53
Ole Miss	W (H)	68
Tennessee	W (A)	75
Texas A&M	W (A); W(H)	88
Alabama	W (H)	92
Auburn	W (A)	93
North Dakota State	W (H)	118
Southern Illinois	W (H)	144
Mississippi State	L (H)	145
Mount Saint Mary's	W (H)	156
Texas	W (N)	169
Fort Wayne	W (H)	171
LSU	W (H); W (A)	174
Sam Houston State	W (N)	196
Stephen F. Austin	W (H)	206
North Florida	W (H)	218
Austin Peay	W (H)	258
Missouri	W (H); L (A)	262

THE RPI BREAKDOWN »

vs 1-50	4-6
vs 51-100	7-0
vs 101-200	8-1
vs 201+	4-1
Overall	23-8

• Arkansas checks in at No. 29 in the RPI after winning six of the last seven to close out the regular season. The SEC has five top 50 teams and 11 teams in the top 100.

RUNS AND STREAKS »

• Arkansas has recorded runs of at least 10-0 on 23 different occasions this year, including a season-high 21-0 run against Austin Peay on Dec. 3. The Razorbacks have multiple 10-0 runs in seven games this year.

• The Razorbacks have held opponents scoreless for three-plus minutes 49 times this year, including at least once in 26 of 32 games this season. Arkansas held UT Arlington scoreless for a season-best 7:11 during the second half, going on a 15-0 run.

CLOSE CALLS »

• The Razorbacks are 6-0 in their last six contests decided by one possession, the longest such streak since the 1994-95 season.

• Arkansas has won seven straight games decided by four points or less, including five of those coming away from Bud Walton Arena.

RECORD BREAKDOWN

At Home (Bud Walton Arena)	15-3
On The Road	6-5
Neutral	2-0
Neutral (Verizon Arena)	1-0
White Uniforms	17-3
Cardinal Uniforms	7-4
Anthracite Uniforms	0-1

HALFTIME/LEADS/OVERTIME

Leading at the half, home	12-0
Leading at the half, road/neutral	3-0
Tied at the half, home	1-0
Tied at the half, road/neutral	2-0
Trailing at the half, home	2-3
Trailing at the half, road/neutral	4-5
Games decided by 5 points or fewer	6-1
Games decided by 10 points or fewer	10-3
Leading with 5:00 left	20-0
Leading with 2:00 left	22-0
Overtime games	0-0

OFFENSE

Scoring less than 70 points	1-2
Scoring 70-79 points	8-6
Scoring 80-89 points	7-0
Scoring 90-99 points	8-0
Scoring 100+ points	0-0
2 Players Or Less in Double Figures	2-1
3 Players in Double Figures	5-3
4 Players in Double Figures	9-4
5 Players in Double Figures	7-0
6 Players in Double Figures	1-0
7 Players in Double Figures	0-0
1 Player Scores 20 Points	5-2
2 Players Score 20 Points	1-0
When shooting 50 percent or higher	11-2
When shooting less than 50 percent	13-6

REBOUNDING/TURNOVERS

When outrebounding opponent	17-2
When outrebounded	7-5
When rebounds are even	0-1
When grabbing 10+ offensive reb	19-7
When forcing 15+ turnovers	9-2
When committing less than 15 turnovers	23-6
When committing 15+ turnovers	1-2

Top Scorers (Includes Ties)

Daryl Macon	10-2
Dusty Hannahs	9-2
Moses Kingsley	3-1
Jaylen Barford	5-3
Adrio Bailey	1-0
Anton Beard	1-0

Top Rebounders (Includes Ties)

Moses Kingsley	18-5
Dustin Thomas	3-3
Trey Thompson	2-0
Anton Beard	1-0
Jaylen Barford	1-0
Manuale Watkins	1-2
Adrio Bailey	1-0
Arlando Cook	1-0
Daryl Macon	1-0

Months

In November	4-1
In December	7-1
In January	5-3
In February	6-2
In March	2-1

» QUICK FACTS »

ABOUT ARKANSAS

Location.....	Fayetteville, Ark.
Enrollment	27,194
Founded.....	1871
Colors	Cardinal (PMS 201) and White
Nickname.....	Razorbacks
Conference.....	Southeastern (SEC)
Arena (Capacity).....	Bud Walton Arena (19,200)

ADMINISTRATION

System President.....	Dr. Donald R. Bobbitt
Chancellor.....	Dr. Joseph E. Steinmetz
Vice Chancellor and Athletic Director	Jeff Long
Faculty Representative	Dr. Sharon Hunt

COMMUNICATIONS

Associate Communications Director.....	David Beall
Email	jdb048@uark.edu
Office Phone.....	479-575-3114
Cell Phone	479-445-5336
Twitter	@Beall_sid
Secondary Contact	Brent Hull
Email	bwh003@uark.edu
Office Fax.....	479-575-7481
Athletic Website	ArkansasRazorbacks.com
Bud Walton Arena Press Row.....	479-575-6622
Arkansas Ticket Office.....	479-575-5151

HISTORY

First Year	1923-24
Seasons.....	94th
Overall Conference Championships . 24 (2 SEC, 22 SWC)	
SEC Overall Championships	2 (1992, 1994)
SEC Division Championships ..	4 (1992, 1993, 1994, 1995)
SEC Tournament Championships	1 (2000)
NCAA Tournament Bids	31*
National Championships.....	1 (1994)
National Runner-Up.....	1 (1995)
NCAA Final Fours.....	6 (1941, 1945, 1978, 1990, 1994, 1995)
NCAA Elite Eight	6 (1978, 1979, 1990, 1994, 1995)
NCAA Sweet 16	10
NIT Record (App.)	5-4 (3)

* - Arkansas also received a bid in 1944 but was unable to participate due to a car accident. Total number of appearances is 30.

» THE LITTLE THINGS MATTER »

Player	Deflections	Charges	Steals	Dunks	Blocks
Adrio Bailey	40	3	10	6	7
Jaylen Barford	112	--	35	8	6
Anton Beard	108	5	31	--	--
Arlando Cook	70	--	10	--	13
Dusty Hannahs	54	2	15	--	2
Brachen Hazen	2	--	--	--	--
Jonathan Holmes	2	--	--	--	--
C.J. Jones	14	--	1	2	5
Moses Kingsley	191	4	20	13	84
Daryl Macon	102	3	34	4	2
Trey Thompson	114	--	22	7	26
Dustin Thomas	91	5	20	3	7
Manuale Watkins	115	1	40	--	1
Totals	1015	23	238	43	153

» HONORS AND AWARDS »

Moses Kingsley

- Second Team All-SEC
- SEC All-Defensive Team
- USBWA All-District VII Team
- SEC Community Service Team
- Allstate NABC Good Works Team Nominee
- Preseason SEC Player of the Year (Media)
- Preseason first team All-SEC (Coaches)
- Wooden Award Watch List
- Naismith Trophy Watch List
- Kareem Abdul-Jabbar Award Watch List
- Lute Olson Award Watch List
- Ranked No. 6 big man in the country by NBC Sports
- Ranked No. 21 player in the nation by NBC Sports
- Ranked No. 18 player in the nation by CBS Sports

Dusty Hannahs

- NBCSports.com second team All-SEC
- Preseason second team All-SEC (Coaches)
- Jerry West Award Watch List
- Ranked No. 97 player in the nation by CBS Sports

Jaylen Barford

- One of 15 Impact JUCO Transfers by Jon Rothstein

Daryl Macon

- SEC Player of the Week (Feb. 20)
- One of 15 Impact JUCO Transfers by Jon Rothstein
- MVP of the Lone Star Shootout

» PROHOGS BY THE NUMBERS »

#PR HOGS

37

» Arkansas has had 37 all-time NBA Draft selections from 35 different players in program history.

16

» The Razorbacks have 16 All-Star game appearances by Joe Johnson (7), Sidney Moncrief (5) and Alvin Robertson (4).

12

» Arkansas has 12 first round NBA Draft picks in program history with Sidney Moncrief going No. 5 overall in 1979.

#PROHOGS PRODUCTION »

Arkansas has had 29 former players go on to play in the NBA, including three this season as listed below.

Player	Team	Yrs	Draft Class
Joe Johnson	Jazz	16th	2001 - 10th (BOS)
Patrick Beverley	Rockets	5th	2009 - 42nd (LAL)
Bobby Portis	Bulls	2nd	2015 - 22nd (CHI)

MISCELLANEOUS STATISTICS »

Double-Figure Scoring Games

Player	12-13	13-14	14-15	15-16	16-17	Career
Dusty Hannahs	7	11	--	28	28	74
Moses Kingsley	--	2	2	30	23	57
Anton Beard	--	--	8	7	13	28
Daryl Macon	--	--	--	--	24	24
Jaylen Barford	--	--	--	--	24	24
Manuale Watkins	--	--	0	6	4	10
Dustin Thomas	--	1	3	--	3	7
Trey Thompson	--	--	0	2	--	2
C.J. Jones	--	--	--	--	2	2
Adrio Bailey	--	--	--	--	1	1

20-Point Scoring Games

Player	12-13	13-14	14-15	15-16	16-17	Career
Dusty Hannahs	1	1	--	13	4	19
Moses Kingsley	--	0	0	8	1	9
Jaylen Barford	--	--	--	--	4	4
Daryl Macon	--	--	--	--	3	3

30-Point Scoring Games

Player	12-13	13-14	14-15	15-16	16-17	Career
Dusty Hannahs	0	0	--	1	--	1
Daryl Macon	--	--	--	--	1	1

3 + Three-Pointers in a Game

Player	12-13	13-14	14-15	15-16	16-17	Career
Dusty Hannahs	6	4	--	18	12	40
Daryl Macon	--	--	--	--	10	10
Anton Beard	--	--	2	1	2	5
Jaylen Barford	--	--	--	--	2	2
Manuale Watkins	--	--	--	--	1	1
Dustin Thomas	--	1	--	--	--	1
C.J. Jones	--	--	--	--	1	1

5 + Three-Pointers in a Game

Player	12-13	13-14	14-15	15-16	16-17	Career
Dusty Hannahs	--	1	--	3	3	7
Daryl Macon	--	--	--	--	1	1

Double Figure Rebounding Games

Player	12-13	13-14	14-15	15-16	16-17	Career
Moses Kingsley	--	1	0	16	9	26
Trey Thompson	--	--	--	--	1	1

Double-Doubles

Player	12-13	13-14	14-15	15-16	16-17	Career
Moses Kingsley	--	1	0	16	6	23

5 + Assist Games

Player	12-13	13-14	14-15	15-16	16-17	Career
Daryl Macon	--	--	--	--	5	5
Manuale Watkins	--	0	1	1	1	3
Moses Kingsley	--	0	1	0	1	2
Anton Beard	--	--	--	--	2	2
Trey Thompson	--	--	0	1	1	2
Jaylen Barford	--	--	--	--	1	1

3 + Steals in a Game

Player	12-13	13-14	14-15	15-16	16-17	Career
Manuale Watkins	--	0	3	3	4	10
Anton Beard	--	--	4	1	1	6
Moses Kingsley	--	0	0	3	1	4
Jaylen Barford	--	--	--	--	4	4
Daryl Macon	--	--	--	--	2	2
Dustin Thomas	--	--	1	--	1	2
Dusty Hannahs	0	0	--	1	--	1
Trey Thompson	--	--	--	--	1	1

3 + Blocks in a Game

Player	12-13	13-14	14-15	15-16	16-17	Career
Moses Kingsley	--	7	5	13	16	41
Trey Thompson	--	--	0	2	1	3
C.J. Jones	--	--	--	--	1	1
Arlando Cook	--	--	--	--	1	1

RAZORBACK NEWS & NOTES »

- Arkansas joins Kentucky as the only schools to finish in the top three of the SEC in two of the last three years.
- Arkansas entered the SEC Tournament having won six of its final seven regular season games for the second time in the last 11 seasons.
- The Razorbacks are looking to make two NCAA Tournament appearances in a three-year span for the first time in nine seasons.
- During the last four years, the Razorbacks have posted a 29-13 regular season record in the months of February and March.
- Arkansas has recorded eight victories over AP Top 25 teams during the Mike Anderson era, including at least one in five of his six years.
- The Razorbacks' 87 percent performance from the free throw line in the quarterfinals was the second-best in a one-point victory in the last 30 years (via @HogStats).

Arkansas is 11-6 in its last 17 games away from Bud Walton Arena, including a 3-0 mark in neutral site games this season.

- Arkansas has rallied from at least a 12-point deficit in all five of its SEC road wins this season.
- Arkansas leads the SEC and is T-34th in the country with seven games of 20-plus assists this season. The Razorbacks are 39-3 in the Mike Anderson era when dishing out 20-plus assists.
- Arkansas is the only SEC team to win five straight conference games in three of the last four years, and the Razorbacks have done so twice this season. The last Razorback squad to have multiple five-game SEC winning streaks was the 1994 National Title team.

THE ART OF ORGANIZED CHAOS »

- During the Mike Anderson era over the last five-plus years, Arkansas is tied for sixth in the country and ranks second the nation among high major programs in forcing the opponent to 25-plus turnovers in a game. It's happened nine times and the Razorbacks are 9-0 in those contests. During the same span, Arkansas is 27-2 when forcing 20 turnovers in a game, including 1-0 this season.

PERFECTION IN THE PALACE »

- Since Mike Anderson came back to Arkansas, the Razorbacks are tied for the fourth-most home victories in the country with 95. Arkansas is one of four teams in the country with 95-plus wins and 15 or fewer losses at home over the last six seasons. The Razorbacks are 95-15 (.864) at BWA under Anderson.

- The Razorbacks are 55-1 (.982) against unranked non-conference opponents inside Bud Walton Arena under Anderson.

VANDERBILT SERIES HISTORY »

SERIES INFORMATION

All-Time Series: Arkansas leads, 22-12

Since Arkansas Joined The SEC: Tied, 20-11

In SEC Tournament: Arkansas leads, 3-1

SEC TOURNAMENT GAMES VERSUS THE COMMODORES

Date	Seed	Opponent	Result	Round	Location
03/14/13	#7	#10 Vanderbilt	L, 75-72	Second	Nashville, Tenn.
03/14/08	#2	#3 Vanderbilt	W, 81-75	Second	Atlanta, Ga.
03/09/07	#3	#2 Vanderbilt	W, 72-71	Second	Atlanta, Ga.
03/10/95	#1	#4 Vanderbilt	W, 73-72	Second	Atlanta, Ga.

» BY THE NUMBERS »

5

» Five current Razorbacks have received SEC All-Academic honors during their career.

13

» Arkansas has had 13 current and former players graduate since May 2014, averaging four graduates per academic year.

3.0

» Over the last calendar year, the Razorbacks have had a cumulative grade point average of 3.097.

PLAY HARD ACT RIGHT

• Senior Dusty Hannahs completed his undergrad in December and graduated from the Walton College of Business with a degree in Supply Chain Management.

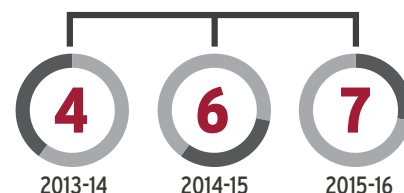
• Moses Kingsley and Manuale Watkins are slated to graduate on time this spring.

• Trey Thompson is set to graduate a year early this summer and start graduate school next fall during his senior year.

• Eleven of the 14 players had a 3.0 or higher GPA during the summer term.

17

SEC Academic Honor Roll Players over the last three seasons



» THE NATIONAL POLLS »

Associated Press Poll - (March 6)

RK	TEAM	RECORD	POINTS
1	Kansas (59)	28-3	1,619
2	Villanova (2)	28-3	1,517
3	UCLA (3)	28-3	1,487
4	Gonzaga (1)	30-1	1,430
5	Oregon	27-4	1,364
6	North Carolina	26-6	1,291
7	Arizona	27-4	1,252
8	Kentucky	26-5	1,182
9	Baylor	25-6	1,084
10	Louisville	24-7	1,047
11	West Virginia	24-7	958
12	SMU	27-4	849
13	Purdue	25-6	839
14	Duke	23-8	667
15	Cincinnati	27-4	634
16	Florida State	24-7	631
17	Florida	24-7	617
18	Butler	23-7	538
19	Saint Mary's	27-3	456
20	Wichita State	30-4	401
21	Virginia	21-9	400
22	Notre Dame	23-8	394
23	Iowa State	20-10	147
24	Wisconsin	23-8	139
25	Maryland	24-7	47

Others receiving votes: Middle Tennessee 28, **Oklahoma State 23**, **Minnesota 22**, Michigan 16, Dayton 11, Seton Hall 9, USC 6, Providence 5, Vermont 3, Miami 2, VCU 2, **Arkansas 2**, Wake Forest 2, Creighton 1, Princeton 1, Michigan State 1, UNC Wilmington 1

USA Today Coaches Poll (March 6)

RK	TEAM	RECORD	POINTS
1	Kansas (27)	28-3	795
2	Villanova (2)	28-3	743
3	UCLA (2)	28-3	737
4	Gonzaga (1)	30-1	674
5	Oregon	27-4	655
6	North Carolina	26-6	649
7	Arizona	27-4	600
8	Kentucky	26-5	581
9	Louisville	24-7	544
10	Baylor	25-6	516
11	West Virginia	24-7	462
12	Purdue	25-6	391
13	Florida	24-7	347
14	Duke	23-8	345
15	SMU	27-4	303
16	Notre Dame	23-8	301
17	Florida State	24-7	278
18	Cincinnati	27-4	262
18	Saint Mary's	27-3	262
20	Butler	23-7	249
21	Virginia	21-9	189
22	Wichita State	30-4	184
23	Wisconsin	23-8	82
24	Iowa State	20-10	63
25	Middle Tennessee	27-4	30

Others receiving votes: **Oklahoma State 25**, **South Carolina 22**, Miami 19, Northwestern 13, Maryland 13, **Minnesota 13**, USC 12, Creighton 10, **Arkansas 7**, Vermont 6, California 5, Michigan 3, UNC Wilmington 2, Monmouth 2, Virginia Tech 2, Nevada 1, Dayton 1, **Vanderbilt 1**, Wake Forest 1

» WEEK-BY-WEEK RANKINGS »

WEEK	AP	COACHES	NCAA RPI
Preseason	NR	RV	--
Nov. 14	NR	RV	--
Nov. 21	NR	RV	--
Nov. 28	NR	RV	--
Dec. 5	NR	RV	19
Dec. 12	NR	RV	29
Dec. 19	NR	RV	26
Dec. 26	RV	RV	19
Jan. 2	NR	NR	41
Jan. 9	NR	NR	26
Jan. 16	NR	NR	41
Jan. 23	NR	NR	33
Jan. 30	NR	NR	29
Feb. 6	NR	NR	36
Feb. 13	NR	NR	43
Feb. 20	NR	NR	34
Feb. 27	RV	RV	31
March 6	RV	RV	29
March 13			
Final			

The Last time Arkansas was ranked in the AP...

Top 25:	No. 21	March 16, 2015
Top 15:	No. 15	Nov. 14, 2000
Top 10:	No. 6	1994-95 Final Poll
Top 5:	No. 5	March 7, 1995
No. 1:	No. 1	1994-95 Preseason Poll

DANIEL GAFFORD

El Dorado, Arkansas • El Dorado High School

ESPN.com	★★★★
247Sports.com	★★★★
Rivals.com	★★★★
Scout.com	★★★★
Future150.com	★★★★



- Ranked as the No. 1 player in the state of Arkansas and the No. 11 power forward in the 2017 class by 247Sports.com.

- Is a consensus top 50 player and as high as No. 30 in the class by Rivals.com.

- Averaging a double-double with 17.5 points, 16.0 rebounds and 7.7 blocks per game as a senior.

- Invited to the Nike Academy in Los Angeles in July.

- Participated in the Nike Elite 100 Camp and the Nike Peach Invite with Arkansas Team Portis Wings.

KHALIL GARLAND

Little Rock, Arkansas • Parkview High School

ESPN.com	★★★★
247Sports.com	★★★★
Rivals.com	★★★
Scout.com	★★★
Future150.com	★★★



- Ranked as the No. 2 player in the state of Arkansas, the No. 12 guard in the 2017 class and No. 54 overall by ESPN.

- Averaging 14.5 points, 4.2 rebounds, 2.4 assists and 1.8 steals a game during his senior season.

- Named the 2016 State Tournament MVP after leading the Patriots to the 2016 Arkansas 6A State Championship behind a 20-point performance in the title game.

- Earned All-State and All-Tournament honors during his junior campaign.

DARIOUSHALL

Little Rock, Arkansas • Mills Univ. Studies HS

ESPN.com	★★★★
247Sports.com	★★★
Rivals.com	★★★
Scout.com	★★★
Future150.com	★★★



- Ranked as the No. 4 player in the state of Arkansas and the No. 50 power forward in the 2017 class by 247Sports.com.

- Currently averaging 14.7 points, 8.0 rebounds and 2.3 assists per game as a senior.

- Is a two-time All-State and All-Conference selection at Mills University Studies High School.

- Played in the Nike EYBL Peach Jam for Team Penny.

- Participated in the Adidas Uprising Gauntlet, averaging 15.3 points and 7.0 rebounds per game.



» A LOOK AT THE FUTURE »

"These three individuals will come in and make the **STATE** of Arkansas **PROUD**." - Mike Anderson

The 2017 All-Arkansas early signees are a unanimous **TOP 25 CLASS** and as high as No. 14 in the country by ESPN.com

"It is **AWESOME** when we can have players in our state come in and **IMPACT** our program." - Mike Anderson

MIKE ANDERSON



CAREER NUMBERS

At Arkansas: 126-72 (6th Year)

2016-17	»	24-8
2015-16	»	16-16
2014-15	»	27-9 (NCAA, Third Round)
2013-14	»	22-12 (NIT, Second Round)
2012-13	»	19-13
2011-12	»	18-14

At Missouri: 111-57 (5 Years)

2010-11	»	23-11 (NCAA Second Round)
2009-10	»	23-11 (NCAA Second Round)
2008-09	»	31-7 (NCAA Elite Eight)
2007-08	»	16-16
2006-07	»	18-12

At Alabama-Birmingham (UAB): 89-41 (4 Years)

2005-06	»	24-7 (NCAA First Round)
2004-05	»	22-11 (NCAA Second Round)
2003-04	»	22-10 (NCAA Sweet 16, C-USA Co-Champs)
2002-03	»	21-13 (NIT Quarterfinals)

Overall Record **326-170 (15th Year)**

IT'S A NUMBERS GAME

Postseason Tournaments

1 2 3 4 5 6 7 8 9

20-Win Seasons

1 2 3 4 5 6 7 8 9 10

NCAA Tournaments

1 2 3 4 5 6 7

30-Win Seasons

1

Losing Seasons

0

PERSONAL INFO

Born: Dec. 12, 1959
Hometown: Birmingham, Ala.
Alma Mater: Tulsa (1982)
Wife: Marcheita
Children: Darcheita, Michael Jr., Yvonne
Date Named Head Coach at Arkansas: March 23, 2011

HEAD COACH
6TH SEASON AT ARKANSAS
15TH SEASON OVERALL

The Razorback Nation welcomed home one of its own on March 23, 2011, when Mike Anderson was named the 12th head men's basketball coach in Arkansas history. Charged with bringing back the winning tradition that was synonymous with the Razorback program throughout the '80s and '90s, Anderson enters his sixth season at Arkansas and 15th year as a head coach in 2016-17.

After losing 72 percent of scoring production heading into the 2015-16 season, Anderson continued his history of developing players as Arkansas finished third in the Southeastern Conference in scoring at 78.2 points per game and paced the league in three-point field goal percentage, turnover margin and assist/turnover ratio. Despite dropping eight games by four points or less, Arkansas never wavered and caught fire toward the end of the season to win four of its final five regular season games and finish eighth in the SEC. The Razorbacks became one of five teams to post a .500 or better record in conference play each of the last four years.

A longtime assistant and associate head coach at Arkansas, Anderson spent a combined nine years as a head coach at the University of Alabama-Birmingham and the University of Missouri before returning to the Razorbacks.

One of just 10 current Division I head coaches with 10-plus years of experience and no losing seasons, Anderson's 14 years at the helm of a program have resulted in a 302-162 record, nine 20-win campaigns, seven NCAA Tournament appearances, two Sweet Sixteen berths and a run to the 2009 Elite Eight.

During his first five seasons at Arkansas, Anderson produced a 102-64 record and was the first head coach in program history to win 18 or more games in each of his first four years. Anderson has also re-established Bud Walton Arena as one of the toughest places to play and brought excitement back to the tradition-rich program. In his first five years, Arkansas has won 80 games (80-12) in Bud Walton Arena, including an arena-record 17 during each of his first three years. The 2012-13 squad posted just the third unbeaten SEC home record (9-0) in program history and the first since 1998. The success on-and-off the court has translated into fan support as Arkansas returned to the top 25 in national attendance the first four years, including No. 11 in 2014-15.

CONSISTENCY

Head coach Mike Anderson is one of just 10 current Division I coaches with 10-plus years of head coaching experience and no losing seasons. Anderson and Thad Matta are the only coaches to accomplish the feat during stops at three different institutions.

Coach	Schools	Yrs
Roy Williams	Kansas/UNC	27
Tom Izzo	Michigan State	20
Mark Few	Gonzaga	16
Thad Matta	Butler/Xavier/Ohio State	15
Mike Anderson	UAB/Missouri/Arkansas	14
Jamie Dixon	Pittsburgh	12
Sean Miller	Xavier/Arizona	11
Andy Kennedy	Cincinnati/Ole Miss	10
Dave Rose	BYU	10
Ben Jacobson	Northern Iowa	10

» ARKANSAS GAME HIGHS »

POINTS	99	LSU (01/21/17)
	99	AUSTIN PEAY (12/03/16)
	98	OLE MISS (02/18/17)
FIELD GOALS MADE	40	AUSTIN PEAY (12/03/16)
	35	FORT WAYNE (11/11/16)
FIELD GOAL ATTEMPTS	77	AUSTIN PEAY (12/03/16)
	67	MOUNT ST. MARY'S (11/28/16)
FIELD GOAL PERCENTAGE	.559 (33-59)	MISSOURI (01/14/17)
	.557 (34-61)	GEORGIA (03/04/17)
3 PT FIELD GOALS MADE	13	SOUTHERN ILLINOIS (11/14/16)
	12	OLE MISS (02/18/17)
3 PT FG ATTEMPTS	29	OLE MISS (02/18/17)
	26	at LSU (02/11/17)
3 PT FG PERCENTAGE	.565 (13-23)	SOUTHERN ILLINOIS (11/14/16)
	.500 (8-16)	LSU (01/21/17)
	.500 (7-14)	at South Carolina (02/15/17)
FREE THROWS MADE	29	vs Texas (12/17/16)
	27	vs Sam Houston State (12/22/16)
FREE THROW ATTEMPTS	40	vs Sam Houston State (12/22/16)
	35	LSU (01/21/17)
FREE THROW PERCENTAGE	.935 (29-31)	vs Texas (12/17/16)
	.909 (10-11)	AUSTIN PEAY (12/03/16)
REBOUNDS	49	vs Sam Houston State (12/22/16)
	47	AUSTIN PEAY (12/03/16)
ASSISTS	28	AUSTIN PEAY (12/03/16)
	23	SOUTHERN ILLINOIS (11/14/16)
STEALS	13	NORTH FLORIDA (12/10/16)
	12	STEPHEN F. AUSTIN (12/01/16)
BLOCKED SHOTS	11	AUSTIN PEAY (12/03/16)
	9	vs Sam Houston State (12/22/16)
	9	FORT WAYNE (11/11/16)
TURNOVERS	21	at Minnesota (11/22/16)
	17	at Missouri (02/04/17)
FOULS	31	at Kentucky (01/07/17)

» ARKANSAS GAME LOWS »

POINTS	59	VANDERBILT (02/07/17)
	62	at Texas A&M (01/17/17)
	65	at Florida (03/01/17)
FIELD GOALS MADE	21	UT ARLINGTON (11/18/16)
	21	at Texas A&M (01/17/17)
	21	at Florida (03/01/17)
FIELD GOAL ATTEMPTS	51	at Missouri (02/04/17)
	52	at Texas A&M (01/17/17)
FIELD GOAL PERCENTAGE	.355 (22-62)	vs Texas (12/17/16)
	.356 (21-59)	at Florida (03/01/17)
3 PT FIELD GOALS MADE	1	at Minnesota (11/22/16)
	3	STEPHEN F. AUSTIN (12/01/16)
3 PT FG ATTEMPTS	8	at Minnesota (11/22/16)
	11	at Tennessee (01/03/17)
3 PT FG PERCENTAGE	.125 (1-8)	at Minnesota (11/22/16)
	.211 (4-19)	GEORGIA (03/04/17)
FREE THROWS MADE	5	VANDERBILT (02/07/17)
	10	AUSTIN PEAY (12/03/16)
FREE THROW ATTEMPTS	8	VANDERBILT (02/07/17)
	11	AUSTIN PEAY (12/03/16)
FREE THROW PERCENTAGE	.619 (13-21)	at Texas A&M (01/17/17)
	.621 (18-29)	ALABAMA (02/01/17)
REBOUNDS	26	VANDERBILT (02/07/17)
	29	STEPHEN F. AUSTIN (12/01/16)
	29	at Kentucky (01/07/17)
	29	MISSISSIPPI STATE (01/10/17)
	29	at Oklahoma State (01/28/17)
ASSISTS	6	at Vanderbilt (01/24/17)
	7	at Oklahoma State (01/28/17)
	7	at Florida (03/01/17)
STEALS	3	at Kentucky (01/07/17)
	3	LSU (01/21/17)
BLOCKED SHOTS	0	MISSISSIPPI STATE (01/10/17)
TURNOVERS	6	VANDERBILT (02/07/17)
	7	MOUNT ST. MARY'S (11/28/16)
FOULS	13	TEXAS A&M (02/22/17)

» ARKANSAS INDIVIDUAL GAME HIGHS »

Points	30	Macon, Daryl vs Ole Miss (02/18/17)
	24	Hannahs, Dusty vs Vanderbilt (02/07/17)
	24	Kingsley, Moses vs LSU (01/21/17)
	23	Barford, Jaylen at South Carolina (02/15/17)
	23	Barford, Jaylen at Missouri (02/04/17)
	23	Macon, Daryl vs Texas (12/17/16)
	23	Hannahs, Dusty vs Fort Wayne (11/11/16)
Field Goals Made	10	Macon, Daryl vs Ole Miss (02/18/17)
	10	Hannahs, Dusty vs Vanderbilt (02/07/17)
	10	Kingsley, Moses vs LSU (01/21/17)
Field Goal Att.	19	Hannahs, Dusty vs Vanderbilt (02/07/17)
	18	Barford, Jaylen at Florida (03/01/17)
	18	Kingsley, Moses vs LSU (01/21/17)
FG Pct (min 5 made)	.875 (7-8)	Bailey, Adrio vs Austin Peay (12/03/16)
	.857 (6-7)	Thomas, Dustin vs Mount St. Mary's (11/28/16)
3-Point FG Made	6	Macon, Daryl vs Ole Miss (02/18/17)
	5	Hannahs, Dusty at LSU (02/11/17)
	5	Hannahs, Dusty vs Alabama (02/01/17)
	5	Hannahs, Dusty vs Southern Illinois (11/14/16)
3-Point FG Att.	10	Hannahs, Dusty at LSU (02/11/17)
	9	Macon, Daryl vs Ole Miss (02/18/17)
3-Pt FG Pct (min 2 made)	1.000 (3-3)	Watkins, Manuale at Texas A&M (01/17/17)
	1.000 (2-2)	Macon, Daryl at Florida (03/01/17)
	1.000 (2-2)	Beard, Anton vs LSU (01/21/17)
	1.000 (2-2)	Jones, CJ vs Missouri (01/14/17)
	1.000 (2-2)	Barford, Jaylen at Tennessee (01/03/17)
	1.000 (2-2)	Jones, CJ vs Stephen F. Austin (12/01/16)
Free Throws Made	14	Macon, Daryl vs Texas (12/17/16)
	12	Macon, Daryl at Tennessee (01/03/17)
Free Throw Att.	14	Macon, Daryl vs Texas (12/17/16)
	13	Macon, Daryl at Tennessee (01/03/17)
FT Pct (min 5 made)	1.000 (14-14)	Macon, Daryl vs Texas (12/17/16)
	1.000 (8-8)	Kingsley, Moses vs Ole Miss (02/18/17)
	1.000 (7-7)	Macon, Daryl at Vanderbilt (01/24/17)
	1.000 (7-7)	Kingsley, Moses vs Southern Illinois (11/14/16)
	1.000 (6-6)	Macon, Daryl at South Carolina (02/15/17)
	1.000 (6-6)	Beard, Anton at LSU (02/11/17)
	1.000 (6-6)	Hannahs, Dusty vs LSU (01/21/17)
	1.000 (5-5)	Barford, Jaylen at Florida (03/01/17)
	1.000 (5-5)	Barford, Jaylen vs Ole Miss (02/18/17)
	1.000 (5-5)	Kingsley, Moses at Kentucky (01/07/17)
	1.000 (5-5)	Macon, Daryl vs North Florida (12/10/16)
	1.000 (5-5)	Hannahs, Dusty vs North Florida (12/10/16)
	1.000 (5-5)	Hannahs, Dusty vs Stephen F. Austin (12/01/16)
	1.000 (5-5)	Hannahs, Dusty at Minnesota (11/22/16)
Rebounds	14	Kingsley, Moses vs Florida (12/29/16)
	13	Kingsley, Moses vs Ole Miss (02/18/17)
	13	Kingsley, Moses vs Mount St. Mary's (11/28/16)
Assists	7	Beard, Anton vs LSU (01/21/17)
	6	Thompson, Trey vs Texas A&M (02/22/17)
	6	Barford, Jaylen vs Vanderbilt (02/07/17)
	6	Macon, Daryl vs Missouri (01/14/17)
	6	Beard, Anton vs Southern Illinois (11/14/16)
Steals	4	Barford, Jaylen at Florida (03/01/17)
	4	Beard, Anton vs Stephen F. Austin (12/01/16)
	4	Macon, Daryl vs Fort Wayne (11/11/16)
Blocked Shots	7	Kingsley, Moses vs Fort Wayne (11/11/16)
	5	Kingsley, Moses at LSU (02/11/17)
	5	Kingsley, Moses vs Texas (12/17/16)
	5	Kingsley, Moses vs Southern Illinois (11/14/16)
Turnovers	6	Barford, Jaylen at South Carolina (02/15/17)
	6	Barford, Jaylen vs UT Arlington (11/18/16)
	5	Thomas, Dustin at South Carolina (02/15/17)
	5	Macon, Daryl at Missouri (02/04/17)
	5	Beard, Anton at Missouri (02/04/17)
	5	Thomas, Dustin vs Alabama (02/01/17)
	5	Cook, Arlando vs LSU (01/21/17)
	5	Beard, Anton vs Missouri (01/14/17)
	5	Kingsley, Moses vs Mississippi State (01/10/17)
	5	Thomas, Dustin at Tennessee (01/03/17)
	5	Kingsley, Moses at Minnesota (11/22/16)
	5	Thomas, Dustin vs Fort Wayne (11/11/16)
Minutes	35	Hannahs, Dusty vs Vanderbilt (02/07/17)
	35	Barford, Jaylen vs LSU (01/21/17)
	34	Hannahs, Dusty at South Carolina (02/15/17)
	34	Kingsley, Moses vs Vanderbilt (02/07/17)
	34	Beard, Anton vs LSU (01/21/17)

» THE LAST TIME ARKANSAS »

POINTS »

- Scored 100+ : 12/01/2015 - 117 vs. Northwestern St.
- Scored 100+ in an SEC game: 2/10/2015 - 101 vs. Auburn
- Scored fewer than 50: 2/09/2016 - 46 at Mississippi State

OVERTIME GAMES »

- Played in an OT game: 1/30/2016 vs. Texas Tech, W, 75-68 (OT)
- Played in a 2OT game: 1/16/2013 vs. Auburn, W, 88-80 (2 OT)
- Played in a 3OT game: 2/09/1980 vs. Houston, L, 90-84 (3 OT)

VERSUS TOP-25 OPPONENTS »

- Beat an AP Top 25-ranked opponent: 02/15/2017 at No. 21 South Carolina, W, 83-76
- Beat an AP Top 10 team: 1/27/2016 vs. No. 5 Texas A&M, W, 74-71
- Beat an AP Top 5 team: 1/27/2016 vs. No. 5 Texas A&M, W, 74-71

VERSUS TOP-25 OPPONENTS ON THE ROAD »

- Beat an AP Top 25 team on road: 02/15/2017 at No. 21 South Carolina, W, 83-76
- Beat an AP Top 5 team on road: 2/09/1994 at No. 4 Kentucky, W, 90-82

DOUBLE-DOUBLES »

- Two players in same game: vs. Auburn (2/17/2016)
 - Moses Kingsley (20 pts, 10 rebs) and Jabril Durham (12 pts, 10 asts)

3-POINT SHOOTING »

- 10+ 3FGM in a game: 2/18/2017 - 12 vs. Ole Miss
- 15+ 3FGM in a game: 1/09/2016 - 16 vs. Mississippi State

AT THE CHARITY STRIPE »

- Attempted 30+ FT in a game: 1/21/2017 - 35 vs. LSU
- 20+ FTM in a game: 3/10/2017 - 20 (of 23) vs. Ole Miss
- 25+ FTM in a game: 1/21/2017 - 25 (of 35) vs. LSU

» THE LAST TIME AN ARKANSAS PLAYER »

POINTS »

- Scored 30-39 points in a game: 02/18/2017 - 30 by Daryl Macon vs. Ole Miss
- Scored 40-49 points in a game: 01/11/1992 - 43 by Todd Day vs. LSU
- Scored 50+ points in a game: 11/13/2009 - 51 by Rotnei Clarke vs. Alcorn St.

DOUBLE-DOUBLES »

- Points/Rebounds: 2/22/2017 - 10 pts and 10 rebs by Moses Kingsley vs. Texas A&M
- Points/Assists: 2/17/2016 - 12 pts and 10 asts by Jabril Durham vs. Auburn

REBOUNDS »

- Had 15+ rebounds in a game: 03/07/2015 - 15 by Bobby Portis vs. LSU
- Had 20+ rebounds in a game: 11/21/1997 - 23 by Nick Davis vs. Jackson St.

THREE-POINT SHOOTING »

- 5+ 3FGM in a game: 2/18/2017 - 6 (9 att) by Daryl Macon vs. Ole Miss

AT THE CHARITY STRIPE »

- 10+ FTA in a game: 3/10/2017 - 10 by Daryl Macon vs. Ole Miss
- 10+ FTM in a game: 2/1/2017 - 11 (12 att) by Moses Kingsley vs. Alabama

ASSISTS »

- 5+ assists in a game: 2/22/2017 - 6 by Trey Thompson vs. Texas A&M
- Consecutive 5+ assists games: 03/05/2016 vs. South Carolina (11) and 03/10/2016 (6) vs. Florida by Jabril Durham
- 10+ assists in a game: 03/05/2016 - 11 by Jabril Durham vs. South Carolina
- Consecutive 10+ assists games: 01/16/2010 vs. Alabama (10) and 01/21/2010 vs. Florida (11) by Courtney Fortson

BLOCKS »

- Had 3+ blocks in a game: 3/10/2017 - 4 by Moses Kingsley vs. Ole Miss
- Had 5+ blocks in a game: 2/11/2017 - 5 by Moses Kingsley at LSU

STEALS »

- Had 5+ steals in a game: 01/09/2016 - 6 by Jabril Durham vs. Mississippi State
- Had consecutive 5+ steal games: 01/01/2006 vs. Western Ill. (5) and 01/07/2006 vs. Miss. St. (5) by Ronnie Brewer

» RAZORBACKS IN THE SEC TOURNAMENT »

TEAM RECORDS

Most Points Arkansas 102, Tennessee 96

1998

SEC TOURNAMENT RECORD

INDIVIDUAL RECORDS

Scoring/30pt 39, Todd Day vs. Alabama
 33, Dusty Hannahs vs. Florida
 30, Corliss Williamson vs. Kentucky
 Rebounds 18, Charles Thomas vs. Mississippi State
 18, Mike Washington vs. Florida
 16, Corliss Williamson vs. Kentucky
 FG Made 14, Todd Day vs. Alabama
 FG Attempts 26, Todd Day vs. Alabama
 3-Pt FG Made 7, Pat Bradley vs. South Carolina
 Steals 7, TJ Cleveland vs. LSU

1992

2016

1994

2007

2009

1994

1992

1992

1996

2000

T-2nd in SEC Tournament History
 T-11th in SEC Tournament History (T-7th Most)
 T-25th in SEC Tournament History (T-10th most)
 T-4th in SEC Tournament History (T-3rd most)
 T-4th in SEC Tournament History (T-3rd most)
 T-11th in SEC Tournament History (T-5th most)
 T-4th in SEC Tournament History (T-3rd most)
 T-3rd in SEC Tournament History (T-3rd most)
 T-7th in SEC Tournament History (2nd most)
 TIES SEC TOURNAMENT RECORD

STARTING LINEUPS »

Date	Opponent	G	G	G	F	F	Outcome
Nov. 11	Fort Wayne	Barford	Macon	Hannahs	Thomas	Kingsley	W, 92-83
Nov. 14	Southern Illinois	Barford	Macon	Hannahs	Thomas	Kingsley	W, 90-65
Nov. 18	UT Arlington	Barford	Macon	Hannahs	Thomas	Kingsley	W, 71-67
Nov. 22	at Minnesota	Barford	Macon	Hannahs	Thomas	Kingsley	L, 85-71
Nov. 28	Mount Saint Mary's	Beard	Watkins	Hannahs	Thomas	Kingsley	W, 89-76
Dec. 1	Stephen F. Austin	Beard	Watkins	Hannahs	Thomas	Kingsley	W, 78-62
Dec. 3	Austin Peay	Barford	Macon	Watkins	Thomas	Kingsley	W, 99-62
Dec. 6	Houston	Barford	Macon	Watkins	Thomas	Kingsley	W, 84-72
Dec. 10	North Florida	Barford	Macon	Watkins	Thomas	Kingsley	W, 91-76
Dec. 17	Texas^	Barford	Macon	Watkins	Thomas	Kingsley	W, 77-74
Dec. 20	North Dakota State	Barford	Macon	Watkins	Thomas	Kingsley	W, 71-55
Dec. 22	Sam Houston State#	Hannahs	Macon	Watkins	Thomas	Kingsley	W, 90-56
Dec. 29	Florida*	Hannahs	Macon	Watkins	Thomas	Kingsley	L, 81-72
Jan. 3	at Tennessee*	Hannahs	Macon	Watkins	Cook	Kingsley	W, 82-78
Jan. 7	at Kentucky*	Hannahs	Macon	Watkins	Cook	Kingsley	L, 97-71
Jan. 10	Mississippi State*	Barford	Macon	Watkins	Cook	Kingsley	L, 84-78
Jan. 14	Missouri*	Barford	Macon	Beard	Thomas	Kingsley	W, 92-73
Jan. 17	at Texas A&M*	Barford	Macon	Beard	Thomas	Kingsley	W, 62-60
Jan. 21	LSU*	Barford	Macon	Beard	Cook	Kingsley	W, 99-86
Jan. 24	at Vanderbilt*	Barford	Macon	Beard	Cook	Kingsley	W, 71-70
Jan. 28	at Oklahoma State%	Barford	Macon	Beard	Cook	Kingsley	L, 99-71
Feb. 1	Alabama*	Barford	Macon	Beard	Cook	Kingsley	W, 87-68
Feb. 4	at Missouri*	Barford	Macon	Beard	Thomas	Kingsley	L, 83-78
Feb. 7	Vanderbilt*	Barford	Hannahs	Beard	Thomas	Kingsley	L, 72-59
Feb. 11	at LSU*	Barford	Hannahs	Beard	Bailey	Kingsley	W, 78-70
Feb. 15	at South Carolina*	Barford	Hannahs	Watkins	Bailey	Kingsley	W, 83-76
Feb. 18	Ole Miss*	Barford	Hannahs	Watkins	Thomas	Kingsley	W, 98-80
Feb. 22	Texas A&M*	Barford	Hannahs	Watkins	Thomas	Kingsley	W, 86-77
Feb. 25	at Auburn*	Barford	Hannahs	Watkins	Thomas	Kingsley	W, 79-68
March 1	at Florida*	Barford	Hannahs	Watkins	Thomas	Kingsley	L, 78-65
March 4	Georgia*	Barford	Hannahs	Watkins	Thomas	Kingsley	W, 85-67
March 10	Ole Miss&	Barford	Hannahs	Watkins	Thomas	Kingsley	W, 73-72

at Verizon Arena (North Little Rock, Ark.)

^ Lone Star Shootout (Houston, Texas)

% Big12/SEC Challenge

* SEC Game

& SEC Tournament

Date	Opponent	Largest Lead	Largest Deficit	Time Led	Time Trailed	Time Tied	Outcome
Nov. 11	Fort Wayne	15 (2nd - 2:42)	6 (1st - 8:06)	31:22	7:16	0:52	W, 92-83
Nov. 14	Southern Illinois	36 (2nd - 16:41)	3 (1st - 18:50)	37:39	0:55	1:26	W, 90-65
Nov. 18	UT Arlington	7 (2nd - 10:36)	17 (1st - 12:37)	11:37	26:34	1:49	W, 71-67
Nov. 22	at Minnesota	6 (1st - 12:50)	22 (2nd - 5:32)	6:33	30:16	3:11	L, 85-71
Nov. 28	Mount Saint Mary's	21 (2nd - 6:41)	4 (1st - 18:27)	35:10	3:05	1:45	W, 89-76
Dec. 1	Stephen F. Austin	23 (2nd - 3:15)	2 (1st - 19:22)	36:33	0:28	2:59	W, 78-62
Dec. 3	Austin Peay	41 (2nd - 8:38)	2 (1st - 19:30)	36:58	0:35	2:27	W, 99-62
Dec. 6	Houston	14 (1st - 10:25)	3 (1st - 18:40)	32:27	6:27	1:06	W, 84-72
Dec. 10	North Florida	16 (2nd - 1:12)	3 (2nd - 13:44)	29:39	6:15	4:06	W, 91-76
Dec. 17	Texas^	9 (2nd - 11:58)	7 (1st - 12:35)	2:05	22:22	15:20	W, 77-74
Dec. 20	North Dakota State	20 (2nd - 4:11)	1 (1st - 16:53)	38:22	0:40	0:57	W, 71-55
Dec. 22	Sam Houston State#	37 (2nd - 2:49)	None	38:53	None	1:07	W, 90-56
Dec. 29	Florida*	3 (1st - 14:09)	16 (2nd - 3:12)	2:32	34:13	3:15	L, 81-72
Jan. 3	at Tennessee*	7 (2nd - 16:43)	13 (1st - 4:06)	22:34	15:00	2:17	W, 82-78
Jan. 7	at Kentucky*	4 (1st - 8:04)	26 (2nd - 0:21)	3:21	36:20	0:19	L, 97-71
Jan. 10	Mississippi State*	7 (1st - 9:40)	10 (2nd - 0:40)	8:16	28:11	3:33	L, 84-78
Jan. 14	Missouri*	22 (2nd - 17:00)	None	37:32	None	1:48	W, 92-73
Jan. 17	at Texas A&M*	5 (2nd - 1:21)	12 (2nd - 12:51)	5:29	31:07	3:24	W, 62-60
Jan. 21	LSU*	17 (2nd - 5:35)	None	38:59	None	1:01	W, 99-86
Jan. 24	at Vanderbilt*	4 (2nd - 17:37)	15 (2nd - 6:02)	4:12	31:50	3:32	W, 71-70
Jan. 28	at Oklahoma State%	None	30 (2nd - 17:39)	None	39:43	0:17	L, 99-71
Feb. 1	Alabama*	27 (2nd - 4:01)	4 (1st - 15:46)	33:26	5:54	0:40	W, 87-68
Feb. 4	at Missouri*	3 (1st - 19:56)	15 (1st - 5:58)	2:04	36:52	1:04	L, 83-78
Feb. 7	Vanderbilt*	None	24 (1st - 3:18)	None	39:35	0:25	L, 72-59
Feb. 11	at LSU*	12 (2nd - 3:45)	14 (1st - 4:13)	15:47	20:25	3:47	W, 78-70
Feb. 15	at South Carolina*	12 (2nd - 18:52)	14 (1st - 14:18)	29:04	9:42	1:14	W, 83-76
Feb. 18	Ole Miss*	24 (2nd - 11:17)	3 (1st - 15:59)	36:00	1:38	2:22	W, 98-80
Feb. 22	Texas A&M*	10 (2nd - 12:05)	2 (1st - 15:25)	35:54	0:43	3:23	W, 86-77
Feb. 25	at Auburn*	15 (2nd - 1:17)	5 (1st - 17:01)	31:58	6:28	1:34	W, 79-68
March 1	at Florida*	2 (1st - 19:28)	16 (1st - 9:34)	0:32	38:14	1:14	L, 78-65
March 4	Georgia*	21 (2nd - 2:50)	7 (1st - 8:53)	26:59	8:00	5:01	W, 85-67
March 10	Ole Miss&	6 (2nd - 9:41)	9 (1st - 15:20)	14:50	17:51	7:19	W, 73-72

^ Lone Star Shootout (Houston, Texas) | # at Verizon Arena (North Little Rock, Ark.) | % Big12/SEC Challenge | * SEC Game | & SEC Tournament

> GAME-BY-GAME LEADERS »

Date	Opponent	Points	Rebounds	Assists	Steals	Blocks
Nov. 11	Fort Wayne	Hannahs (23)	Kingsley (9)	Macon (5)	Macon (4)	Kingsley (7)
Nov. 14	Southern Illinois	Hannahs (19)	Kingsley (7)	Beard (6)	Seven Players (1)	Kingsley (5)
Nov. 18	UT Arlington	Barford (17)	Three Players (6)	Four Players (2)	Barford (3)	Kingsley (4)
Nov. 22	at Minnesota	Hannahs (20)	Kingsley (10)	Three Players (3)	Watkins (3)	Kingsley (3)
Nov. 28	Mount Saint Mary's	Macon (15)	Kingsley (13)	Two Players (4)	Two Players (2)	Kingsley (1)
Dec. 1	Stephen F. Austin	Hannahs (15)	Watkins (7)	Macon (5)	Beard (4)	Jones (1)
Dec. 3	Austin Peay	Bailey (14)	Two Players (7)	Kingsley (5)	Two Players (2)	Two Players (3)
Dec. 6	Houston	Two Players (17)	Kingsley (9)	Watkins (4)	Beard (2)	Two Players (2)
Dec. 10	North Florida	Hannahs (17)	Kingsley (10)	Two Players (4)	Two Players (3)	Barford (2)
Dec. 17	Texas^	Macon (23)	Kingsley (10)	Two Players (2)	Hannahs (2)	Kingsley (5)
Dec. 20	North Dakota State	Macon (15)	Kingsley (8)	Macon (5)	Watkins (3)	Thompson (2)
Dec. 22	Sam Houston State#	Two Players (17)	Two Players (7)	Thompson (3)	Three Players (2)	Two Players (3)
Dec. 29	Florida*	Macon (22)	Kingsley (14)	Four Players (2)	Beard (2)	Kingsley (4)
Jan. 3	at Tennessee*	Beard (16)	Kingsley (10)	Kingsley (3)	Two Players (2)	Kingsley (3)
Jan. 7	at Kentucky*	Macon (15)	Two Players (7)	Three Players (2)	Three Players (1)	Thompson (2)
Jan. 10	Mississippi State*	Kingsley (19)	Thomas (7)	Thompson (3)	Three Players (3)	None
Jan. 14	Missouri*	Macon (17)	Kingsley (8)	Macon (6)	Macon (2)	Kingsley (3)
Jan. 17	at Texas A&M*	Macon (16)	Cook (7)	Five Players (2)	Watkins (3)	Two Players (2)
Jan. 21	LSU*	Kingsley (24)	Two Players (7)	Beard (7)	Three Players (1)	Kingsley (1)
Jan. 24	at Vanderbilt*	Hannahs (17)	Kingsley (11)	Hannahs (2)	Beard (2)	Kingsley (2)
Jan. 28	at Oklahoma State%	Barford (21)	Thomas (5)	Barford (2)	Thomas (2)	Kingsley (4)
Feb. 1	Alabama*	Hannahs (19)	Kingsley (6)	Two Players (4)	Watkins (3)	Kingsley (2)
Feb. 4	at Missouri*	Barford (23)	Two Players (6)	Macon (3)	Two Players (2)	Kingsley (1)
Feb. 7	Vanderbilt*	Hannahs (24)	Kingsley (6)	Barford (6)	Two Players (3)	Kingsley (3)
Feb. 11	at LSU*	Two Players (17)	Thomas (9)	Two Players (2)	Thomas (3)	Kingsley (5)
Feb. 15	at South Carolina*	Barford (23)	Kingsley (7)	Two Players (3)	Two players (2)	Kingsley (4)
Feb. 18	Ole Miss*	Macon (30)	Kingsley (13)	Watkins (5)	Thompson (3)	Kingsley (4)
Feb. 22	Texas A&M*	Barford (16)	Kingsley (10)	Thompson (6)	Three Players (2)	Kingsley (2)
Feb. 25	at Auburn*	Barford (20)	Thompson (11)	Thompson (3)	Hannahs (2)	Kingsley (2)
March 1	at Florida*	Barford (18)	Kingsley (9)	Barford (3)	Barford (4)	Thomas (1)
March 4	Georgia*	Three Players (15)	Kingsley (9)	Barford (3)	Two Players (2)	Two Players (2)
March 10	Ole Miss&	Macon (17)	Thompson (7)	Barford (4)	Two Players (2)	Kingsley (4)

^ Lone Star Shootout (Houston, Texas) | # at Verizon Arena (North Little Rock, Ark.) | % Big12/SEC Challenge | * SEC Game | & SEC Tournament

Date	Opponent	Deflections	Charges	Steals	Dunks	Blocks
Nov. 11	Fort Wayne	39	1	9	0	9
Nov. 14	Southern Illinois	36	1	7	2	7
Nov. 18	UT Arlington	38	1	11	3	6
Nov. 22	at Minnesota	25	1	8	0	4
Nov. 28	Mount Saint Mary's	26	1	8	1	1
Dec. 1	Stephen F. Austin	37	1	12	1	1
Dec. 3	Austin Peay	48	1	9	5	11
Dec. 6	Houston	26	2	5	0	5
Dec. 10	North Florida	40	1	13	1	4
Dec. 17	Texas^	37	1	6	0	8
Dec. 20	North Dakota State	37	2	6	0	4
Dec. 22	Sam Houston State#	44	0	9	2	9
Dec. 29	Florida*	31	2	4	1	6
Jan. 3	at Tennessee*	24	1	5	1	5
Jan. 7	at Kentucky*	27	0	3	2	3
Jan. 10	Mississippi State*	34	0	9	1	0
Jan. 14	Missouri*	28	1	5	1	5
Jan. 17	at Texas A&M*	35	0	8	0	6
Jan. 21	LSU*	25	0	3	2	1
Jan. 24	at Vanderbilt*	26	0	6	0	3
Jan. 28	at Oklahoma State%	23	0	4	2	4
Feb. 1	Alabama*	27	0	11	3	4
Feb. 4	at Missouri*	16	0	6	1	1
Feb. 7	Vanderbilt*	27	0	11	1	5
Feb. 11	at LSU*	33	2	10	1	7
Feb. 15	at South Carolina*	23	1	6	0	6
Feb. 18	Ole Miss*	40	2	6	4	7
Feb. 22	Texas A&M*	41	0	11	2	2
Feb. 25	at Auburn*	25	0	6	1	4
March 1	at Florida*	22	1	7	0	1
March 4	Georgia*	40	0	6	4	7
March 10	Ole Miss&	35	0	8	1	7
TOTALS		1015	23	238	43	153

^ Lone Star Shootout (Houston, Texas) | # at Verizon Arena (North Little Rock, Ark.) | % Big12/SEC Challenge | * SEC Game | & SEC Tournament

MISCELLANEOUS TEAM STATS »

Date	Opponent	W/L	Points In Paint			Pts Off Turnovers			2nd Chance Pts			Fast Break Pts		
			Ark	Opp.	Diff.	Ark	Opp.	Diff.	Ark	Opp.	Diff.	Ark	Opp.	Diff.
Nov. 11	Fort Wayne	W	52	22	+30	16	12	+4	9	21	-12	24	0	+24
Nov. 14	Southern Illinois	W	30	28	+2	21	17	+4	11	10	+1	17	2	+15
Nov. 18	UT Arlington	W	24	20	+4	28	20	+8	9	18	-9	10	8	+2
Nov. 22	at Minnesota	L	46	38	+8	11	26	-15	11	13	-2	6	4	+2
Nov. 28	Mount Saint Mary's	W	48	34	+14	18	10	+8	13	6	+7	21	9	+12
Dec. 1	Stephen F. Austin	W	36	28	+8	29	24	+5	12	9	+3	20	4	+16
Dec. 3	Austin Peay	W	52	40	+12	25	8	+17	26	10	+16	28	7	+21
Dec. 6	Houston	W	38	38	0	15	19	-4	13	9	+4	12	12	0
Dec. 10	North Florida	W	38	20	+18	21	12	+9	22	6	+16	10	2	+8
Dec. 17	Texas^	W	32	32	0	12	8	+4	11	18	-7	13	11	+2
Dec. 20	North Dakota State	W	24	18	+6	15	19	-4	16	5	+11	5	2	+3
Dec. 22	Sam Houston State#	W	32	32	0	17	13	+4	9	3	+6	8	10	-2
Dec. 29	Florida*	L	34	34	0	19	16	+3	12	18	-6	7	10	-3
Jan. 3	at Tennessee*	W	36	32	+4	12	7	+5	5	14	-9	12	6	+6
Jan. 7	at Kentucky*	L	32	46	-14	11	16	-5	13	21	-8	4	24	-20
Jan. 10	Mississippi State*	L	30	26	+4	15	6	+9	14	14	0	4	6	-2
Jan. 14	Missouri*	W	38	22	+16	25	14	+11	15	9	+6	21	6	+15
Jan. 17	at Texas A&M*	W	24	24	0	16	13	+3	11	7	+4	2	6	-4
Jan. 21	LSU*	W	38	38	0	11	19	-8	14	10	+4	10	10	0
Jan. 24	at Vanderbilt*	W	32	18	+14	16	10	+6	15	4	+11	10	5	+5
Jan. 28	at Oklahoma State%	L	32	40	-8	5	23	-18	18	14	+4	6	18	-12
Feb. 1	Alabama*	W	32	26	+6	28	7	+21	10	8	+2	19	9	+10
Feb. 4	at Missouri*	L	28	18	+10	15	19	-4	12	9	+3	8	0	+8
Feb. 7	Vanderbilt*	L	28	22	+6	16	7	+9	13	15	-2	12	3	+9
Feb. 11	at LSU*	W	20	40	-20	25	20	+5	5	21	-16	2	8	-6
Feb. 15	at South Carolina*	W	34	44	-10	13	16	-3	8	13	-5	6	13	-7
Feb. 18	Ole Miss*	W	30	30	0	16	11	+5	8	23	-15	16	11	+5
Feb. 22	Texas A&M*	W	44	46	-2	21	13	+8	18	18	0	8	4	+4
Feb. 25	at Auburn*	W	36	24	+12	12	15	-3	17	9	+8	12	5	+7
March 1	at Florida*	L	26	38	-12	12	15	-3	7	9	-2	4	8	-4
March 4	Georgia*	W	48	22	+26	7	4	+3	12	18	-6	10	4	+6
March 10	Ole Miss&	W	28	36	-8	22	6	+16	12	18	-6	8	6	+2
TOTALS		24-8	1,102	976	+126	545	445	+100	401	400	+1	355	233	+122

^ Lone Star Shootout (Houston, Texas) | # at Verizon Arena (North Little Rock, Ark.) | % Big12/SEC Challenge | * SEC Game | & SEC Tournament

at guard... a six-three junior... from Jackson, Tennessee... number zero...

JAYLEN BARFORD



» @JBarford1 NEWS & NOTES »

- Is averaging 17.1 points per game over the last seven games.
- Scored 10+ points in the first half in six of the last nine SEC road contests. Two were off the bench.
- Scored a career-high 23 points at South Carolina Feb. 15, including 17 in the first half.
- Has scored 20-plus points in four of the last 12 games, all on the road.
- Has had three or more assists in six of the last 11 games.
- Had a career-high six assists against Vanderbilt on Feb. 7.
- Has scored in double-figures 24 times and recorded multiple assists in 20 of 32 games this season.
- Junior college transfer from Motlow State Community College.
- Ranked at the No. 1 junior college transfer in the 2016 class.
- Named one of 15 Impact JUCO Transfers by Jon Rothstein.
- Led the nation last year in scoring at 26.2 points per game and paced the country in field goals made (310-527) and total point (837).
- Scored 20+ points 31 times in JUCO, 30+ 12 times.
- Was named First Team All-American and TCCAA Player of the Year last season.

» GAME-BY-GAME STATS »

Opponent	Date	gs	min	Total		3-Pointers		Free throws		Rebounds										pts	avg
				fg-fga	pct	3fg-fga	pct	ft-fa	pct	off	def	tot	avg	pf	a	t/o	blk	stl			
FORT WAYNE	11/11/16	*	27	4-9	.444	1-1	1.000	1-2	.500	1	4	5	5.0	3	4	2	0	1	10	10.0	
SOUTHERN ILLINOIS	11/14/16	*	22	4-7	.571	1-2	.500	0-2	.000	0	2	2	3.5	2	2	2	0	0	9	9.5	
UT ARLINGTON	11/18/16	*	31	6-12	.500	1-2	.500	4-6	.667	3	3	6	4.3	1	2	6	0	3	17	12.0	
at Minnesota	11/22/16	*	25	5-9	.556	0-1	.000	2-2	1.000	1	1	2	3.8	3	2	2	0	1	12	12.0	
MOUNT ST. MARY'S	11/28/16	*	23	5-8	.625	2-4	.500	1-1	1.000	0	1	1	3.2	2	1	0	0	2	13	12.2	
STEPHEN F. AUSTIN	12/01/16	*	20	2-6	.333	0-3	.000	4-5	.800	1	2	3	3.2	2	1	3	0	1	8	11.5	
AUSTIN PEAY	12/03/16	*	21	5-10	.500	1-3	.333	1-1	1.000	0	6	6	3.6	2	4	0	1	2	12	11.6	
HOUSTON	12/06/16	*	15	1-5	.200	0-1	.000	0-0	.000	0	1	1	3.3	1	1	2	0	0	2	10.4	
NORTH FLORIDA	12/10/16	*	25	6-16	.375	1-5	.200	1-4	.250	2	2	4	3.3	1	3	1	2	3	14	10.8	
vs Texas	12/17/16	*	26	4-10	.400	0-3	.000	3-3	1.000	0	3	3	3.3	4	3	2	1	1	11	10.8	
NORTH DAKOTA STATE	12/20/16	*	22	2-7	.286	0-2	.000	0-0	.000	1	2	3	3.3	2	2	3	0	0	4	10.2	
vs Sam Houston State	12/22/16	*	17	3-9	.333	1-3	.333	4-5	.800	0	3	3	3.3	2	1	0	0	1	11	10.3	
FLORIDA	12/29/16	*	17	1-8	.125	0-2	.000	0-0	.000	2	1	3	3.2	2	2	1	0	0	2	9.6	
at Tennessee	01/03/17	*	24	5-8	.625	2-2	1.000	2-2	1.000	1	3	4	3.3	4	2	0	0	0	14	9.9	
at Kentucky	01/07/17	*	17	6-9	.667	0-1	.000	2-3	.667	3	1	4	3.3	4	0	5	0	0	14	10.2	
MISSISSIPPI STATE	01/10/17	*	23	4-8	.500	0-3	.000	2-3	.667	2	3	5	3.4	3	1	1	0	1	10	10.2	
MISSOURI	01/14/17	*	20	6-8	.750	0-2	.000	1-1	1.000	0	6	6	3.6	4	2	0	0	1	13	10.4	
at Texas A&M	01/17/17	*	23	2-9	.222	0-2	.000	0-2	.000	0	3	3	3.6	3	2	1	0	0	4	10.0	
LSU	01/21/17	*	35	5-12	.417	0-2	.000	4-7	.571	0	4	4	3.6	1	3	1	0	0	14	10.2	
at Vanderbilt	01/24/17	*	32	6-13	.462	3-4	.750	0-0	.000	3	1	4	3.6	1	1	1	0	1	15	10.5	
at Oklahoma State	01/28/17	*	28	8-13	.615	2-3	.667	3-4	.750	1	2	3	3.6	3	2	2	0	0	21	11.0	
ALABAMA	02/01/17	*	27	6-12	.500	0-3	.000	1-3	.333	2	3	5	3.6	0	4	1	0	1	13	11.0	
at Missouri	02/04/17	*	29	8-16	.500	0-3	.000	7-8	.875	1	1	2	3.6	2	0	5	0	2	23	11.6	
VANDERBILT	02/07/17	*	22	2-7	.286	1-2	.500	0-0	.000	0	3	3	3.5	2	6	2	0	3	5	11.3	
at LSU	02/11/17	*	30	2-9	.222	1-6	.167	3-4	.750	0	6	6	3.6	3	4	1	0	1	8	11.2	
at South Carolina	02/15/17	*	32	9-17	.529	2-4	.500	3-3	1.000	2	3	5	3.7	4	1	6	0	0	23	11.6	
OLE MISS	02/18/17	*	23	4-10	.400	2-4	.500	5-5	1.000	0	2	2	3.6	3	1	3	0	0	15	11.7	
TEXAS A&M	02/22/17	*	24	6-11	.545	0-3	.000	4-4	1.000	0	2	2	3.6	0	0	1	0	2	16	11.9	
at Auburn	02/25/17	*	32	7-17	.412	0-5	.000	6-9	.667	0	4	4	3.6	2	1	1	0	0	20	12.2	
at Florida	03/01/17	*	31	6-18	.333	1-5	.200	5-5	1.000	2	4	6	3.7	3	3	3	0	4	18	12.4	
GEORGIA	03/04/17	*	29	6-9	.667	1-3	.333	2-2	1.000	0	3	3	3.6	2	3	2	1	2	15	12.5	
vs Ole Miss	03/10/17	*	32	4-14	.286	3-4	.750	2-2	1.000	4	2	6	3.7	1	4	2	1	2	13	12.5	
Totals			26	804	150-336	.446	26-93	.280	73-98	.745	32	87	119	3.7	72	68	62	6	35	399	12.5

Games played: 32
Minutes/game: 25.1
Points/game: 12.5
FG Pct: 44.6
3FG Pct: 28.0
FT Pct: 74.5

Rebounds/game: 3.7
Assists/game: 2.1
Turnovers/game: 1.9
Assist/turnover ratio: 1.1
Steals/game: 1.1
Blocks/game: 0.2

» SEASON/CAREER HIGHS »

POINTS

Season: 23 (2x) last at South Carolina (2/15/17)

Career: 23 (2x) last at South Carolina (2/15/17)

FIELD GOALS

Season: 9 at South Carolina (2/15/17)

Career: 9 at South Carolina (2/15/17)

FIELD GOALS ATTEMPTED

Season: 18 at No. 12 Florida (3/1/17)

Career: 18 at No. 12 Florida (3/1/17)

3-POINT FIELD GOALS

Season: 3 (2x) last vs. Ole Miss (3/10/17)

Career: 3 (2x) last vs. Ole Miss (3/10/17)

3-POINT FG ATTEMPTS

Season: 5 (3x) last at No. 12 Florida (3/1/17)

Career: 5 (3x) last at No. 12 Florida (3/1/17)

FREE THROWS MADE

Season: 7 at Missouri (2/4/17)

Career: 7 at Missouri (2/4/17)

FREE THROWS ATTEMPTS

Season: 9 at Auburn (2/15/17)

Career: 9 at Auburn (2/15/17)

REBOUNDS

Season: 6 (6x) last vs. Ole Miss (3/10/17)

Career: 6 (5x) last vs. Ole Miss (3/10/17)

ASSISTS

Season: 6 vs. Vanderbilt (2/7/17)

Career: 6 vs. Vanderbilt (2/7/17)

STEALS

Season: 4 at No. 12 Florida (3/1/17)

Career: 4 at No. 12 Florida (3/1/17)

BLOCKS

Season: 5 vs. North Florida (12/10/16)

Career: 2 vs. North Florida (12/10/16)

MINUTES

Season: 35 vs. LSU (1/21/17)

Career: 35 vs. LSU (1/21/17)

» CAREER STATISTICS AT ARKANSAS »

			Total		3-Point		F-Throws		Rebounds											Scoring	
Season	gp-gs	min/avg	fg-fga	pct	fg-fga	pct	ft-fa	pct	off	def	tot	avg	pf	fo	ast	to	blk	stl	pts	avg	
2016-17	32-26	804/25.1	150-336	.446	26-93	.280	73-98	.745	32	87	119	3.7	72	0	68	62	6	35	399	12.5	
TOTAL	32-26	804/25.1	150-336	.446	26-93	.280	73-98	.745	32	87	119	3.7	72	0	68	62	6	35	399	12.5	

at forward... a six-nine junior... from Madison, Arkansas... number one...

TREY THOMPSON



» @T_Top24 NEWS & NOTES »

- Pulled down a game and career-high 11 rebounds on the road at Auburn on Feb. 25.
- Set a new career high with six assists in the win over Texas A&M on Feb. 22.
- Second on the team with 39 assists against SEC opponents.
- Had one of his best all-around games of the season against Ole Miss on Feb. 18, going 4-of-4 from the field for eight points, eight rebounds, three steals, three blocks and three assists. All either tied a season high or were a season high at the time.
- Has multiple assists in 14 of the last 21 games, including three or more in five of the last seven.
- Second on the team in blocks with 26.
- Has multiple blocks in 11 games this year.
- Is set to graduate a year early this summer and start graduate school next fall during his senior year.
- Averaged 3.1 points and 4.3 rebounds per game last season as a sophomore.
- Scored a career high 13 points against LSU (2/23/16) after going a perfect 6-6 from the field.
- Recorded a career high nine rebounds and four blocked shots against Texas Tech last season (1/30/16).
- Went to high school with teammate RJ Glasper.

» GAME-BY-GAME STATS »

Opponent	Date	gs	min	Total		3-Pointers		Free throws		Rebounds				pf	a	t/o	blk	stl	pts	avg
				fg-fga	pct	3fg-fga	pct	ft-fa	pct	off	def	tot	avg							
FORT WAYNE	11/11/16	13	2-2	1.000	0-0	.000	1-2	.500	0	4	4	4.0	3	1	0	2	0	5	5.0	
SOUTHERN ILLINOIS	11/14/16	15	1-3	.333	0-0	.000	2-2	1.000	1	3	4	4.0	3	1	1	0	1	4	4.5	
UT ARLINGTON	11/18/16	7	1-2	.500	0-0	.000	1-1	1.000	3	1	4	4.0	2	0	2	0	0	3	4.0	
at Minnesota	11/22/16	13	0-0	.000	0-0	.000	0-0	.000	0	3	3	3.8	1	2	1	0	0	0	3.0	
MOUNT ST. MARY'S	11/28/16	13	0-1	.000	0-0	.000	0-0	.000	1	4	5	4.0	3	1	0	0	1	0	2.4	
STEPHEN F. AUSTIN	12/01/16	6	0-0	.000	0-0	.000	0-0	.000	0	1	1	3.5	3	0	0	0	0	0	2.0	
AUSTIN PEAY	12/03/16	13	2-2	1.000	0-0	.000	0-0	.000	2	2	4	3.6	0	1	0	2	2	4	2.3	
HOUSTON	12/06/16	13	2-2	1.000	0-0	.000	0-0	.000	0	1	1	3.3	3	2	0	2	0	4	2.5	
NORTH FLORIDA	12/10/16	13	2-2	1.000	0-0	.000	2-4	.500	2	0	2	3.1	2	0	0	0	1	6	2.9	
vs Texas	12/17/16	8	1-4	.250	0-0	.000	1-2	.500	2	1	3	3.1	2	0	0	0	0	3	2.9	
NORTH DAKOTA STATE	12/20/16	12	1-2	.500	0-0	.000	0-0	.000	0	4	4	3.2	4	0	2	2	0	2	2.8	
vs Sam Houston State	12/22/16	14	0-0	.000	0-0	.000	0-0	.000	1	5	6	3.4	1	3	2	2	1	0	2.6	
FLORIDA	12/29/16	8	0-0	.000	0-0	.000	0-0	.000	0	1	1	3.2	1	2	0	0	0	0	2.4	
at Tennessee	01/03/17	9	1-2	.500	0-1	.000	0-0	.000	0	1	1	3.1	3	2	1	2	0	2	2.4	
at Kentucky	01/07/17	20	0-2	.000	0-0	.000	4-4	1.000	1	3	4	3.1	4	2	0	2	0	4	2.5	
MISSISSIPPI STATE	01/10/17	10	0-0	.000	0-0	.000	0-0	.000	0	2	2	3.1	3	3	0	0	0	0	2.3	
MISSOURI	01/14/17	16	3-3	1.000	0-0	.000	2-4	.500	2	2	4	3.1	3	0	1	2	0	8	2.6	
at Texas A&M	01/17/17	12	0-0	.000	0-0	.000	0-0	.000	1	2	3	3.1	2	2	0	2	0	0	2.5	
LSU	01/21/17	16	3-3	1.000	0-0	.000	0-0	.000	1	4	5	3.2	3	3	0	0	1	6	2.7	
at Vanderbilt	01/24/17	10	0-0	.000	0-0	.000	0-0	.000	1	1	2	3.2	1	0	0	0	1	0	2.6	
at Oklahoma State	01/28/17	13	0-0	.000	0-0	.000	0-0	.000	0	0	0	3.0	1	1	0	0	0	0	2.4	
ALABAMA	02/01/17	11	0-0	.000	0-0	.000	0-0	.000	1	1	2	3.0	2	3	0	1	1	0	2.3	
at Missouri	02/04/17	18	1-2	.500	0-0	.000	0-0	.000	2	2	4	3.0	1	1	2	0	2	2	2.3	
VANDERBILT	02/07/17	6	0-1	.000	0-0	.000	0-0	.000	0	0	0	2.9	1	0	0	0	0	0	2.2	
at LSU	02/11/17	11	0-0	.000	0-0	.000	0-0	.000	0	0	0	2.8	3	1	0	0	1	0	2.1	
at South Carolina	02/15/17	18	1-1	1.000	0-0	.000	1-2	.500	1	2	3	2.8	1	3	1	0	2	3	2.2	
OLE MISS	02/18/17	23	4-4	1.000	0-0	.000	0-0	.000	1	7	8	3.0	1	3	2	3	3	8	2.4	
TEXAS A&M	02/22/17	18	1-3	.333	0-0	.000	3-4	.750	2	1	3	3.0	2	6	1	0	1	5	2.5	
at Auburn	02/25/17	29	3-4	.750	0-0	.000	0-0	.000	1	10	11	3.2	2	3	1	1	1	6	2.6	
at Florida	03/01/17	12	1-3	.333	0-0	.000	0-2	.000	0	0	0	3.1	3	0	0	0	0	2	2.6	
GEORGIA	03/04/17	23	2-2	1.000	0-0	.000	1-1	1.000	3	5	8	3.3	4	2	0	2	1	5	2.6	
vs Ole Miss	03/10/17	25	1-2	.500	0-0	.000	1-1	1.000	0	7	7	3.4	2	3	1	1	1	3	2.7	
Totals		0	448	33-52	.635	0-1	.000	19-29	.655	29	80	109	3.4	72	51	18	26	21	85	2.7

Games played: 32
Minutes/game: 14.0
Points/game: 2.7
FG Pct: 63.5
3FG Pct: 0.0

Rebounds/game: 3.4
Assists/game: 1.6
Turnovers/game: 0.6
Assist/turnover ratio: 2.8
Steals/game: 0.7

» SEASON/CAREER HIGHS »

POINTS

Season: 8 (2x) last vs. Ole Miss (2/18/17)

Career: 13 vs. LSU (2/23/16)

FIELD GOALS

Season: 4 vs. Ole Miss (2/18/17)

Career: 6 vs. LSU (2/23/16)

FIELD GOALS ATTEMPTED

Season: 4 (2x) last vs. Ole Miss (2/18/17)

Career: 7 vs. Tennessee Tech (12/12/15)

3-POINT FIELD GOALS

Season: --

Career: --

3-POINT FG ATTEMPTS

Season: 1 at Tennessee (1/3/17)

Career: 1 at Tennessee (1/3/17)

FREE THROWS MADE

Season: 4 at No. 6 Kentucky (1/7/17)

Career: 4 (2x) last at No. 6 Kentucky (1/7/17)

FREE THROWS ATTEMPTS

Season: 4 (4x) last vs. Texas A&M (2/22/17)

Career: 5 at Texas A&M (1/2/16)

REBOUNDS

Season: 11 vs. Auburn (2/25/17)

Career: 11 vs. Auburn (2/25/17)

ASSISTS

Season: 6 vs. Texas A&M (2/22/17)

Career: 6 vs. Texas A&M (2/22/17)

STEALS

Season: 3 vs. Ole Miss (2/18/17)

Career: 3 vs. Ole Miss (2/18/17)

BLOCKS

Season: 3 vs. Ole Miss (2/18/17)

Career: 4 vs. Texas Tech (1/30/16)

MINUTES

Season: 29 vs. Auburn (2/25/17)

Career: 29 (2x) last vs. Auburn (2/25/17)

» CAREER STATISTICS AT ARKANSAS »

			Total		3-Point		F-Throws		Rebounds											Scoring	
Season	gp-gs	min/avg	fg-fga	pct	fg-fga	pct	ft-fa	pct	off	def	tot	avg	pf	fo	ast	to	blk	stl	pts	avg	
2014-15	14-0	33/2.4	1-5	.200	0-0	.000	3-3	1.000	3	3	6	0.4	3	0	1	4	1	1	5	0.4	
2015-16	29-1	503/17.3	37-61	.607	0-0	.000	16-31	.516	28	96	124	4.3	88	6	36	33	27	13	90	3.1	
2016-17	32-0	448/14.0	33-52	.635	0-1	.000	19-29	.655	29	80	109	3.4	72	0	51	18	26	21	85	2.7	
TOTAL	75-1	984/13.1	71-118	.602	0-1	.000	38-63	.603	60	179	239	3.2	163	6	88	55	54	35	180	2.4	

at forward... a **six-six** freshman... from Campti, **Louisiana**... number **two**...

ADRIOBAILEY



@AdrioBailey NEWS & NOTES »

- Recorded his first career start on Feb. 11 at LSU and has started back-to-back games.
- Caught the lob off a Jaylen Barford pass to slam home a monster alley-oop dunk during a 24-6 Arkansas run that allowed the Razorbacks to pull away from the Crimson Tide on Feb. 1.
- Led the team in points (14) and rebounds (7) in the 99-62 victory over Austin Peay.
- Recorded career highs in points (14), rebounds (7), assists (2) and blocks (2) against Austin Peay.
- Scored his first collegiate points against Stephen F. Austin, a back door cut for a throw down slam.
- Ranked the No. 11 player in the state of Louisiana.
- Ranked the No. 50 small forward in the 2016 class by Rivals.com.
- Averaged 19.5 points, 12.7 rebounds and 3.9 blocks per game last season as a senior in high school.

» GAME-BY-GAME STATS »

Opponent	Date	gs	min	Total		3-Pointers		Free throws		Rebounds				pf	a	t/o	blk	stl	pts	avg
				fg-fga	pct	3fg-fga	pct	ft-fa	pct	off	def	tot	avg							
FORT WAYNE	11/11/16	3	0-0	.000	0-0	.000	0-0	.000	0	1	1	1.0	1	0	1	0	0	0	0	0.0
SOUTHERN ILLINOIS	11/14/16	7	0-1	.000	0-0	.000	0-2	.000	1	0	1	1.0	1	0	3	0	0	0	0	0.0
UT ARLINGTON	11/18/16	dnp	-	-	-	-	-	-	-	-	-	-	-	-	-	-	-	-	-	-
at Minnesota	11/22/16	5	0-1	.000	0-0	.000	0-0	.000	0	1	1	1.0	0	0	0	0	0	0	0	0.0
MOUNT ST. MARY'S	11/28/16	4	0-0	.000	0-0	.000	0-0	.000	0	0	0	0.0	0	1	0	0	1	0	0	0.0
STEPHEN F. AUSTIN	12/01/16	12	1-1	1.000	0-0	.000	0-0	.000	0	0	0	0.0	4	0	0.6	4	0	1	0	2.0
AUSTIN PEAY	12/03/16	18	7-8	.875	0-0	.000	0-0	.000	4	3	7	1.7	2	2	2	2	1	14	2.7	
HOUSTON	12/06/16	7	0-1	.000	0-0	.000	1-2	.500	1	1	2	1.7	1	1	1	0	0	1	2.4	
NORTH FLORIDA	12/10/16	6	1-1	1.000	0-0	.000	1-2	.500	1	0	1	1.6	1	0	0	0	0	3	2.5	
vs Texas	12/17/16	dnp	-	-	-	-	-	-	-	-	-	-	-	-	-	-	-	-	-	-
NORTH DAKOTA STATE	12/20/16	9	1-2	.500	0-0	.000	0-1	.000	0	1	1	1.6	0	0	0	0	1	2	2.4	
vs Sam Houston State	12/22/16	11	1-2	.500	0-0	.000	2-4	.500	0	2	2	1.6	2	0	1	1	2	4	2.6	
FLORIDA	12/29/16	3	0-0	.000	0-0	.000	0-0	.000	0	1	1	1.5	0	0	1	0	0	0	2.4	
at Tennessee	01/03/17	dnp	-	-	-	-	-	-	-	-	-	-	-	-	-	-	-	-	-	-
at Kentucky	01/07/17	4	0-0	.000	0-0	.000	0-0	.000	0	0	0	1.4	1	1	0	0	1	0	2.2	
MISSISSIPPI STATE	01/10/17	1	0-0	.000	0-0	.000	0-0	.000	0	0	0	1.3	0	0	0	0	0	0	2.0	
MISSOURI	01/14/17	4	0-1	.000	0-0	.000	0-0	.000	1	0	1	1.3	0	0	0	0	0	0	1.9	
at Texas A&M	01/17/17	dnp	-	-	-	-	-	-	-	-	-	-	-	-	-	-	-	-	-	-
LSU	01/21/17	8	0-0	.000	0-0	.000	0-0	.000	1	3	4	1.5	2	1	0	0	0	0	1.7	
at Vanderbilt	01/24/17	dnp	-	-	-	-	-	-	-	-	-	-	-	-	-	-	-	-	-	-
at Oklahoma State	01/28/17	12	1-1	1.000	0-0	.000	0-0	.000	0	4	4	1.6	1	1	0	0	0	2	1.8	
ALABAMA	02/01/17	11	3-3	1.000	0-0	.000	1-3	.333	1	2	3	1.7	3	0	0	1	1	7	2.1	
at Missouri	02/04/17	4	0-0	.000	0-0	.000	0-0	.000	0	1	1	1.7	1	0	0	0	0	0	1.9	
VANDERBILT	02/07/17	15	2-4	.500	0-0	.000	0-0	.000	2	2	4	1.8	2	0	0	2	1	4	2.1	
at LSU	02/11/17	9	1-2	.500	0-0	.000	0-2	.000	0	0	0	1.7	0	0	0	1	0	2	2.1	
at South Carolina	02/15/17	6	0-1	.000	0-0	.000	0-0	.000	0	0	0	1.6	0	0	0	0	1	0	2.0	
OLE MISS	02/18/17	3	1-3	.333	0-0	.000	0-1	.000	1	0	1	1.6	1	0	0	0	0	2	2.0	
TEXAS A&M	02/22/17	7	0-1	.000	0-0	.000	1-2	.500	0	0	0	1.5	1	0	0	0	2	1	1.9	
at Auburn	02/25/17	3	0-0	.000	0-0	.000	0-0	.000	0	0	0	1.5	1	0	0	0	0	0	1.8	
at Florida	03/01/17	dnp	-	-	-	-	-	-	-	-	-	-	-	-	-	-	-	-	-	-
GEORGIA	03/04/17	2	1-1	1.000	0-0	.000	0-0	.000	0	0	0	1.4	0	0	0	0	0	2	1.8	
vs Ole Miss	03/10/17	dnp	-	-	-	-	-	-	-	-	-	-	-	-	-	-	-	-	-	-
Totals		2	174	20-34	.588	0-0	.000	6-19	.316	13	22	35	1.4	25	7	10	7	11	46	1.8

Games played: 25
Minutes/game: 7.0
Points/game: 1.8
FG Pct: 58.8
FT Pct: 31.6

Rebounds/game: 1.4
Assists/game: 0.3
Turnovers/game: 0.4
Assist/turnover ratio: 0.7
Steals/game: 0.4
Blocks/game: 0.3

» SEASON/CAREER HIGHS »

POINTS

Season: 14 vs. Austin Peay (12/3/16)
Career: 14 vs. Austin Peay (12/3/16)

FIELD GOALS

Season: 7 vs. Austin Peay (12/3/16)
Career: 7 vs. Austin Peay (12/3/16)

FIELD GOALS ATTEMPTED

Season: 8 vs. Austin Peay (12/3/16)
Career: 8 vs. Austin Peay (12/3/16)

3-POINT FIELD GOALS

Season: --
Career: --

3-POINT FG ATTEMPTS

Season: --
Career: --

FREE THROWS MADE

Season: 2 vs. Sam Houston State (12/22/16)
Career: 2 vs. Sam Houston State (12/22/16)

FREE THROWS ATTEMPTS

Season: 4 vs. Sam Houston State (12/22/16)
Career: 4 vs. Sam Houston State (12/22/16)

REBOUNDS

Season: 7 vs. Austin Peay (12/3/16)
Career: 7 vs. Austin Peay (12/3/16)

ASSISTS

Season: 2 vs. Austin Peay (12/3/16)
Career: 2 vs. Austin Peay (12/3/16)

STEALS

Season: 2 (2x) last vs. Texas A&M (2/22/17)
Career: 2 (2x) last vs. Texas A&M (2/22/17)

BLOCKS

Season: 2 (2x) last vs. Vanderbilt (2/7/17)
Career: 2 (2x) last vs. Vanderbilt (2/7/17)

MINUTES

Season: 18 vs. Austin Peay (12/3/16)
Career: 18 vs. Austin Peay (12/3/16)

» CAREER STATISTICS AT ARKANSAS »

			Total		3-Point		F-Throws		Rebounds											Scoring	
Season	gp-gs	min/avg	fg-fga	pct	fg-fga	pct	ft-fa	pct	off	def	tot	avg	pf	fo	ast	to	blk	stl	pts	avg	
2016-17	25-2	174/7.0	20-34	.588	0-0	.000	6-19	.316	13	22	35	1.4	25	0	7	10	7	11	46	1.8	
TOTAL	25-2	174/7.0	20-34	.588	0-0	.000	6-19	.316	13	22	35	1.4	25	0	7	10	7	11	46	1.8	

at guard... a **six-three** redshirt-senior... from Little Rock, **Arkansas**... number **three**...

DUSTY HANNAHS



» @D_Hannahs NEWS & NOTES »

- Named to second team All-SEC by NBCSports.com on March 7.
- Became the third Razorback (Corliss Williamson and Todd Day) to score 30-plus points in an SEC Tournament game, putting up 33 points last year in the second round against Florida.
- Is 5 points away from becoming the 41st player in program history to score 1,000 points as a Razorback.
- Would be the 5th player in program history to reach 1,000 points at Arkansas in two seasons.
- Scored 20 points at South Carolina on Feb. 15, including 9 consecutive points in less than 2 minutes.
- Recorded a season-high 24 points against Vanderbilt on Feb. 7 to go along with five rebounds and two assists.
- Went 5-of-6 from behind the arc on Feb. 1 against Alabama, finishing with a game-high 19 pts off the bench.
- Has scored in double figures in 35 of the last 39 contests, including 13 of the last 14.
- Is 93-of-104 (.894) from the charity stripe this season to rank 2nd in the SEC and No. 18 in the country.
- Scored 14 of Arkansas' final 21 points in the final 4:38 to comeback and defeat Vanderbilt on the road.
- Took his last final exam on Dec. 14 and finished his degree from the Walton College of Business.
- Named to the Preseason Second Team All-SEC as voted on by the league coaches.
- One of 20 players on the Jerry West Shooting Guard of the Year Award watch list.
- Ranked No. 97 player in the nation by CBS Sports.

» GAME-BY-GAME STATS »

Opponent	Date	gs	min	Total		3-Pointers		Free throws		Rebounds				pf	a	t/o	blk	stl	pts	avg	
				fg-fga	pct	3fg-fga	pct	ft-fa	pct	off	def	tot	avg								
FORT WAYNE	11/11/16	*	30	7-17	.412	1-6	.167	8-10	.800	1	0	1	1.0	1	2	1	0	1	23	23.0	
SOUTHERN ILLINOIS	11/14/16	*	20	5-7	.714	5-6	.833	4-4	1.000	1	4	5	3.0	2	1	1	0	0	19	21.0	
UT ARLINGTON	11/18/16	*	27	2-10	.200	2-7	.286	5-6	.833	1	0	1	2.3	1	2	0	0	1	11	17.7	
at Minnesota	11/22/16	*	29	7-12	.583	1-2	.500	5-5	1.000	1	1	2	2.3	1	0	3	0	0	20	18.3	
MOUNT ST. MARY'S	11/28/16	*	20	4-14	.286	0-5	.000	4-4	1.000	1	1	2	2.2	1	1	1	0	1	12	17.0	
STEPHEN F. AUSTIN	12/01/16	*	24	5-9	.556	0-2	.000	5-5	1.000	0	0	0	1.8	1	2	1	0	1	15	16.7	
AUSTIN PEAY	12/03/16		21	5-12	.417	3-5	.600	0-0	.000	0	1	1	1.7	2	0	0	0	0	13	16.1	
HOUSTON	12/06/16		17	6-11	.545	2-5	.400	3-3	1.000	1	0	1	1.6	2	1	2	0	0	17	16.3	
NORTH FLORIDA	12/10/16		25	5-10	.500	2-6	.333	5-5	1.000	0	1	1	1.6	0	3	2	1	0	17	16.3	
vs Texas	12/17/16		24	5-11	.455	3-6	.500	2-3	.667	0	0	0	1.4	3	1	2	0	2	15	16.2	
NORTH DAKOTA STATE	12/20/16		19	4-10	.400	3-7	.429	0-0	.000	0	2	2	1.5	1	3	2	0	1	11	15.7	
vs Sam Houston State	12/22/16	*	23	2-7	.286	1-5	.200	1-2	.500	1	3	4	1.7	2	1	3	0	0	6	14.9	
FLORIDA	12/29/16	*	27	4-9	.444	2-6	.333	1-1	1.000	0	2	2	1.7	1	0	2	1	1	11	14.6	
at Tennessee	01/03/17	*	27	5-8	.625	2-4	.500	1-1	1.000	0	2	2	1.7	3	1	0	0	0	13	14.5	
at Kentucky	01/07/17	*	22	2-12	.167	0-5	.000	2-2	1.000	0	1	1	1.7	4	2	0	0	0	6	13.9	
MISSISSIPPI STATE	01/10/17		27	6-13	.462	3-7	.429	2-2	1.000	1	2	3	1.8	2	1	1	0	1	17	14.1	
MISSOURI	01/14/17		25	5-11	.455	2-5	.400	4-4	1.000	1	2	3	1.8	1	3	2	0	0	16	14.2	
at Texas A&M	01/17/17		27	3-7	.429	2-4	.500	1-2	.500	0	1	1	1.8	1	1	1	0	1	9	13.9	
LSU	01/21/17		17	3-7	.429	2-3	.667	6-6	1.000	2	1	3	1.8	1	0	4	0	0	14	13.9	
at Vanderbilt	01/24/17		24	5-13	.385	0-6	.000	7-9	.778	0	0	0	1.8	2	2	1	0	0	17	14.1	
at Oklahoma State	01/28/17		24	4-10	.400	0-3	.000	5-6	.833	1	2	3	1.8	3	0	3	0	0	13	14.0	
ALABAMA	02/01/17		17	7-9	.778	5-6	.833	0-0	.000	0	0	0	1.7	3	1	2	0	0	19	14.3	
at Missouri	02/04/17		25	3-8	.375	2-5	.400	4-4	1.000	0	0	0	1.7	1	2	2	0	0	12	14.2	
VANDERBILT	02/07/17	*	35	10-19	.526	3-6	.500	1-2	.500	4	1	5	1.8	3	2	2	0	1	24	14.6	
at LSU	02/11/17	*	24	6-14	.429	5-10	.500	0-0	.000	0	2	2	1.8	2	0	2	0	1	17	14.7	
at South Carolina	02/15/17	*	34	8-14	.571	4-7	.571	0-0	.000	0	2	2	1.8	2	1	2	0	0	20	14.9	
OLE MISS	02/18/17	*	23	3-11	.273	1-6	.167	2-2	1.000	0	2	2	1.8	1	0	1	0	0	9	14.7	
TEXAS A&M	02/22/17	*	25	4-5	.800	1-2	.500	2-3	.667	1	2	3	1.9	1	1	1	0	1	11	14.5	
at Auburn	02/25/17	*	26	7-14	.500	3-7	.429	1-1	1.000	1	1	2	1.9	1	2	1	0	2	18	14.7	
at Florida	03/01/17	*	30	3-9	.333	3-6	.500	4-4	1.000	1	0	1	1.8	2	0	1	0	0	13	14.6	
GEORGIA	03/04/17	*	24	4-9	.444	3-8	.375	4-4	1.000	0	1	1	1.8	3	2	1	0	0	15	14.6	
vs Ole Miss	03/10/17	*	25	4-12	.333	1-6	.167	4-4	1.000	0	0	0	1.8	1	1	0	0	0	13	14.6	
Totals			19	787	153-344	.445	67-174	.385	93-104	.894	19	37	56	1.8	55	39	47	2	15	466	14.6

Games played: 32
Minutes/game: 24.6
Points/game: 14.6
FG Pct: 44.5
3FG Pct: 38.5
FT Pct: 89.4

Rebounds/game: 1.8
Assists/game: 1.2
Turnovers/game: 1.5
Assist/turnover ratio: 0.8
Steals/game: 0.5
Blocks/game: 0.1

» SEASON/CAREER HIGHS »

POINTS

Season: 24 vs. Vanderbilt (2/7/17)

Career: 33 vs. Florida (3/10/16)

FIELD GOALS

Season: 10 vs. Vanderbilt (2/7/17)

Career: 12 vs. Florida (3/10/16)

FIELD GOALS ATTEMPTED

Season: 19 vs. Vanderbilt (2/7/17)

Career: 23 vs. Florida (3/10/16)

3-POINT FIELD GOALS

Season: 5 (3x) last at LSU (2/11/17)

Career: 8 vs. Mississippi State (1/9/16)

3-POINT FG ATTEMPTS

Season: 10 at LSU (2/11/17)

Career: 13 vs. Mississippi State (1/9/16)

FREE THROWS MADE

Season: 8 vs. Fort Wayne (11/11/17)

Career: 10 vs. Evansville (12/8/15)

FREE THROWS ATTEMPTS

Season: 10 vs. Fort Wayne (11/11/17)

Career: 10 (3x) last vs. Fort Wayne (11/11/16)

REBOUNDS

Season: 5 (2x) last vs. Vanderbilt (2/7/17)

Career: 6 (2x) last vs. Missouri (2/20/16)

ASSISTS

Season: 3 (3x) last vs. Missouri (1/14/17)

Career: 6 at West Virginia (1/22/14)[^]

STEALS

Season: 2 (2x) last vs. Auburn (2/25/17)

Career: 3 (2x) last vs. Mississippi State (1/9/15)

BLOCKS

Season: 1 (2x) vs. No. 25 Florida (12/29/16)

Career: 1 (4x) vs. No. 25 Florida (12/29/16)

MINUTES

Season: 35 vs. Vanderbilt (2/7/17)

Career: 40 vs. Texas Tech (1/30/16)

[^] - at Texas Tech

» CAREER STATISTICS AT ARKANSAS »

			Total		3-Point		F-Throws		Rebounds											Scoring	
Season	gp-gs	min/avg	fg-fga	pct	fg-fga	pct	ft-fa	pct	off	def	tot	avg	pf	fo	ast	to	blk	stl	pts	avg	
2015-16	32-20	866/27.1	174-380	.458	81-187	.433	100-115	.870	19	58	77	2.4	68	0	29	41	0	20	529	16.5	
2016-17	32-19	787/24.6	153-344	.445	67-174	.385	93-104	.894	19	37	56	1.8	55	0	39	47	2	15	466	14.6	
TOTAL	64-39	1653/25.8	327-724	.452	148-361	.410	193-219	.881	38	95	133	2.1	123	0	68	88	2	35	995	15.5	

at guard... a six-three junior... from Little Rock, Arkansas... number four...

DARYL MACON



>> @YoD4__ NEWS & NOTES >>

- Named SEC Player of the Week (Feb. 20) after averaging 21.5 points per game in two wins.
- Scored career-high 30 points on 10-of-13 shooting, including 6-of-9 from behind the arc in an 18-point victory over Ole Miss on Feb. 18.
- Is one of four Razorbacks in the SEC era to score 30 points off the bench.
- In the final minute of games this season, Macon is 27-of-30 (.900) from the free throw line. No other Razorback has more than four attempts in the last minute.
- Went 4-for-4 from the free throw line in the final 15 seconds at South Carolina on Feb. 15 to seal the victory.
- Hit 3 free throws with 1.6 seconds left on the road against Vanderbilt on Jan. 24 to complete an improbable comeback over the Commodores after being down 15 with 6:02 remaining.
- Is 122-of-139 (.878) from the charity stripe this season to ranks 4th in the SEC and T-33rd in the country.
- Has scored at least 12 points in 24 of 32 games this season, including 20 of the last 25.
- Has two 12+ made free throw performances this season (12-of-13 at Tennessee; 14-of-14 vs. Texas).
- His 14-of-14 free throw performance vs. Texas was the 2nd most makes in program history without a miss.
- Scored a then career-high 23 points against Texas and was named the Lone Star Shootout MVP.
- Had made 29 straight free throws over a 5-game stretch before missing his final attempt vs. No. 25 Florida.
- Is the only player in the last 30 years to have 13+ points, 7+ rebounds, 5+ assists and 4+ steals in his Razorback debut. (Via @HogStats)

>> GAME-BY-GAME STATS >>

Opponent	Date	gs	min	Total		3-Pointers		Free throws		Rebounds			pf	a	t/o	blk	stl	pts	avg		
				fg-fga	pct	3fg-fga	pct	ft-fa	pct	off	def	tot								avg	
FORT WAYNE	11/11/16	*	33	5-11	.455	2-6	.333	1-2	.500	2	5	7	7.0	3	5	4	0	13	13.0		
SOUTHERN ILLINOIS	11/14/16	*	20	4-6	.667	4-6	.667	0-0	.000	0	2	2	4.5	2	5	0	1	12	12.5		
UT ARLINGTON	11/18/16	*	26	2-6	.333	0-3	.000	3-4	.750	0	2	2	3.7	4	0	1	0	7	10.7		
at Minnesota	11/22/16	*	26	4-11	.364	0-4	.000	4-4	1.000	1	4	5	4.0	1	1	5	0	2	12	11.0	
MOUNT ST. MARY'S	11/28/16		18	4-7	.571	2-3	.667	5-6	.833	0	0	0	3.2	3	2	1	0	0	15	11.8	
STEPHEN F. AUSTIN	12/01/16		22	3-8	.375	1-4	.250	0-0	.000	0	0	0	2.7	3	5	1	0	2	7	11.0	
AUSTIN PEAY	12/03/16	*	15	4-7	.571	0-3	.000	0-0	.000	0	4	4	2.9	2	1	1	0	1	8	10.6	
HOUSTON	12/06/16	*	30	5-9	.556	3-4	.750	4-5	.800	1	2	3	2.9	1	3	3	0	1	17	11.4	
NORTH FLORIDA	12/10/16	*	23	3-6	.500	2-5	.400	5-5	1.000	0	4	4	3.0	2	4	3	0	3	13	11.6	
vs Texas	12/17/16	*	29	4-12	.333	1-5	.200	14-14	1.000	1	3	4	3.1	1	3	1	0	1	23	12.7	
NORTH DAKOTA STATE	12/20/16	*	24	5-12	.417	3-5	.600	2-2	1.000	4	2	6	3.4	0	5	4	0	1	15	12.9	
vs Sam Houston State	12/22/16	*	23	6-9	.667	2-5	.400	3-3	1.000	0	1	1	3.2	1	1	1	0	2	17	13.3	
FLORIDA	12/29/16	*	33	7-10	.700	3-5	.600	5-6	.833	0	4	4	3.2	2	1	1	0	1	22	13.9	
at Tennessee	01/03/17	*	26	1-6	.167	1-4	.250	12-13	.923	0	2	2	3.1	2	1	3	0	0	15	14.0	
at Kentucky	01/07/17	*	26	5-12	.417	3-7	.429	2-2	1.000	0	0	0	2.9	3	1	0	0	0	15	14.1	
MISSISSIPPI STATE	01/10/17	*	24	3-7	.429	1-4	.250	1-1	1.000	0	1	1	2.8	2	2	2	0	0	8	13.7	
MISSOURI	01/14/17	*	27	6-11	.545	4-8	.500	1-2	.500	1	3	4	2.9	3	6	2	0	2	17	13.9	
at Texas A&M	01/17/17	*	26	3-10	.300	1-5	.200	9-12	.750	0	4	4	2.9	0	1	3	1	1	16	14.0	
LSU	01/21/17	*	31	4-9	.444	3-7	.429	4-4	1.000	3	4	7	3.2	3	1	2	0	1	15	14.1	
at Vanderbilt	01/24/17	*	32	2-8	.250	1-4	.250	7-7	1.000	1	3	4	3.2	2	1	3	0	0	12	14.0	
at Oklahoma State	01/28/17	*	25	0-8	.000	0-6	.000	0-0	.000	0	1	1	3.1	3	1	0	0	0	0	13.3	
ALABAMA	02/01/17	*	27	4-8	.500	3-4	.750	1-1	1.000	0	1	1	3.0	2	4	1	0	0	12	13.2	
at Missouri	02/04/17	*	29	4-9	.444	3-6	.500	4-5	.800	0	3	3	3.0	5	3	4	0	1	15	13.3	
VANDERBILT	02/07/17		27	2-9	.222	1-5	.200	0-0	.000	0	0	0	2.9	1	0	0	0	1	5	13.0	
at LSU	02/11/17		28	5-11	.455	2-7	.286	5-7	.714	0	0	0	2.8	0	0	2	0	0	17	13.1	
at South Carolina	02/15/17		21	3-6	.500	1-2	.500	6-6	1.000	0	1	1	2.7	1	1	0	0	2	13	13.1	
OLE MISS	02/18/17		24	10-13	.769	6-9	.667	4-5	.800	0	1	1	2.6	2	2	2	0	1	30	13.7	
TEXAS A&M	02/22/17		25	3-7	.429	1-4	.250	5-6	.833	0	0	0	2.5	1	4	1	0	1	12	13.7	
at Auburn	02/25/17		21	4-5	.800	2-3	.667	3-4	.750	0	1	1	2.5	1	2	4	0	1	13	13.7	
at Florida	03/01/17		22	2-4	.500	2-2	1.000	2-2	1.000	1	4	5	2.6	0	2	1	0	1	8	13.5	
GEORGIA	03/04/17		18	1-8	.125	0-4	.000	1-1	1.000	0	1	1	2.5	0	2	1	0	0	3	13.1	
vs Ole Miss	03/10/17		24	3-10	.300	2-5	.400	9-10	.900	1	3	4	2.6	3	3	2	0	1	17	13.3	
Totals			21	805	121-275	.440	60-154	.390	122-139	.878	16	66	82	2.6	59	73	59	2	34	424	13.3

Games played: 32
Minutes/game: 25.2
Points/game: 13.3
FG Pct: 44.0
3FG Pct: 39.0
FT Pct: 87.8

Rebounds/game: 2.6
Assists/game: 2.3
Turnovers/game: 1.8
Assist/turnover ratio: 1.2
Steals/game: 1.1
Blocks/game: 0.1

>> CAREER STATISTICS AT ARKANSAS >>

			Total		3-Point		F-Throws		Rebounds											Scoring	
Season	gp-gs	min/avg	fg-fga	pct	fg-fga	pct	ft-fa	pct	off	def	tot	avg	pf	fo	ast	to	blk	stl	pts	avg	
2016-17	32-21	805/25.2	121-275	.440	60-154	.390	122-139	.878	16	66	82	2.6	59	1	73	59	2	34	424	13.3	
TOTAL	32-21	805/25.2	121-275	.440	60-154	.390	122-139	.878	16	66	82	2.6	59	1	73	59	2	34	424	13.3	

>> SEASON/CAREER HIGHS >>

POINTS

Season: 30 vs. Ole Miss (2/18/17)

Career: 30 vs. Ole Miss (2/18/17)

FIELD GOALS

Season: 10 vs. Ole Miss (2/18/17)

Career: 10 vs. Ole Miss (2/18/17)

FIELD GOALS ATTEMPTED

Season: 13 vs. Ole Miss (2/18/17)

Career: 13 vs. Ole Miss (2/18/17)

3-POINT FIELD GOALS

Season: 6 vs. Ole Miss (2/18/17)

Career: 6 vs. Ole Miss (2/18/17)

3-POINT FG ATTEMPTS

Season: 8 vs. Missouri (1/14/17)

Career: 8 vs. Missouri (1/14/17)

FREE THROWS MADE

Season: 14 vs. Texas (12/17/16)

Career: 14 vs. Texas (12/17/16)

FREE THROWS ATTEMPTS

Season: 14 vs. Texas (12/17/16)

Career: 14 vs. Texas (12/17/16)

REBOUNDS

Season: 7 (2x) last vs. LSU (1/21/17)

Career: 7 (2x) last vs. LSU (1/21/17)

ASSISTS

Season: 6 vs. Missouri (1/14/17)

Career: 6 vs. Missouri (1/14/17)

STEALS

Season: 4 vs. Fort Wayne (11/11/16)

Career: 4 vs. Fort Wayne (11/11/16)

BLOCKS

Season: 1 (2x) last at Texas A&M (1/17/17)

Career: 1 (2x) last at Texas A&M (1/17/17)

MINUTES

Season: 33 (2x) last vs. No. 25 Florida (12/29/16)

Career: 33 (2x) last vs. No. 25 Florida (12/29/16)

at forward... a six-eight freshman... from Fort Wayne, Indiana... number twelve...

BRACHENHAZEN



@Brachen_ NEWS & NOTES »

- Pulled down a career-high five rebounds in only seven minutes against Sam Houston State.
- Tipped in his first points as a Razorback against Austin Peay off an offensive rebound.
- Saw his first action as a Razorback against Southern Illinois.
- Ranked the No. 7 player in the state of Indiana.
- No. 50 small forward in the 2016 class by 247Sports.
- Averaged 16.1 points, 9.3 rebounds, 2.6 assists, 1.4 steals and 1.8 blocks per game as a senior at Columbia City High School.

» GAME-BY-GAME STATS »

Opponent	Date	gs	min	Total		3-Pointers		Free throws		Rebounds				pf	a	t/o	blk	stl	pts	avg
				fg-fga	pct	3fg-fga	pct	ft-fga	pct	off	def	tot	avg							
FORT WAYNE	11/11/16		dnp	-	-	-	-	-	-	-	-	-	-	-	-	-	-	-	-	
SOUTHERN ILLINOIS	11/14/16	8		0-0	.000	0-0	.000	0-0	.000	1	1	2	2.0	3	0	4	0	0	0.0	
UT ARLINGTON	11/18/16		dnp	-	-	-	-	-	-	-	-	-	-	-	-	-	-	-	-	
at Minnesota	11/22/16	3		0-0	.000	0-0	.000	0-0	.000	0	0	0	1.0	0	0	0	0	0	0.0	
MOUNT ST. MARY'S	11/28/16	1		0-0	.000	0-0	.000	0-2	.000	0	0	0	0.7	0	0	0	0	0	0.0	
STEPHEN F. AUSTIN	12/01/16	2		0-0	.000	0-0	.000	0-0	.000	0	1	1	0.8	0	0	0	0	0	0.0	
AUSTIN PEAY	12/03/16	9		1-2	.500	0-0	.000	0-0	.000	1	0	1	0.8	1	0	0	0	2	0.4	
HOUSTON	12/06/16		dnp	-	-	-	-	-	-	-	-	-	-	-	-	-	-	-	-	
NORTH FLORIDA	12/10/16	1		0-0	.000	0-0	.000	0-0	.000	0	0	0	0.7	0	0	0	0	0	0.3	
vs Texas	12/17/16		dnp	-	-	-	-	-	-	-	-	-	-	-	-	-	-	-	-	
NORTH DAKOTA STATE	12/20/16	1		0-0	.000	0-0	.000	1-2	.500	0	0	0	0.6	0	0	0	0	1	0.4	
vs Sam Houston State	12/22/16	7		0-2	.000	0-1	.000	0-0	.000	0	5	5	1.1	1	1	0	0	0	0.4	
FLORIDA	12/29/16		dnp	-	-	-	-	-	-	-	-	-	-	-	-	-	-	-	-	
at Tennessee	01/03/17		dnp	-	-	-	-	-	-	-	-	-	-	-	-	-	-	-	-	
at Kentucky	01/07/17	1		0-0	.000	0-0	.000	0-0	.000	0	0	0	1.0	0	0	0	0	0	0.3	
MISSISSIPPI STATE	01/10/17		dnp	-	-	-	-	-	-	-	-	-	-	-	-	-	-	-	-	
MISSOURI	01/14/17	1		0-0	.000	0-0	.000	0-0	.000	0	1	1	1.0	0	0	0	0	0	0.3	
at Texas A&M	01/17/17		dnp	-	-	-	-	-	-	-	-	-	-	-	-	-	-	-	-	
LSU	01/21/17		dnp	-	-	-	-	-	-	-	-	-	-	-	-	-	-	-	-	
at Vanderbilt	01/24/17		dnp	-	-	-	-	-	-	-	-	-	-	-	-	-	-	-	-	
at Oklahoma State	01/28/17		dnp	-	-	-	-	-	-	-	-	-	-	-	-	-	-	-	-	
ALABAMA	02/01/17	3		0-1	.000	0-0	.000	0-0	.000	0	0	0	0.9	0	0	0	0	0	0.3	
at Missouri	02/04/17		dnp	-	-	-	-	-	-	-	-	-	-	-	-	-	-	-	-	
VANDERBILT	02/07/17		dnp	-	-	-	-	-	-	-	-	-	-	-	-	-	-	-	-	
at LSU	02/11/17		dnp	-	-	-	-	-	-	-	-	-	-	-	-	-	-	-	-	
at South Carolina	02/15/17		dnp	-	-	-	-	-	-	-	-	-	-	-	-	-	-	-	-	
OLE MISS	02/18/17	2		0-1	.000	0-1	.000	0-0	.000	0	1	1	0.9	0	1	0	0	0	0.3	
TEXAS A&M	02/22/17		dnp	-	-	-	-	-	-	-	-	-	-	-	-	-	-	-	-	
at Auburn	02/25/17		dnp	-	-	-	-	-	-	-	-	-	-	-	-	-	-	-	-	
at Florida	03/01/17		dnp	-	-	-	-	-	-	-	-	-	-	-	-	-	-	-	-	
GEORGIA	03/04/17	2		0-0	.000	0-0	.000	0-0	.000	0	1	1	0.9	0	0	0	0	0	0.2	
vs Ole Miss	03/10/17		dnp	-	-	-	-	-	-	-	-	-	-	-	-	-	-	-	-	
Totals		0	41	1-6	.167	0-2	.000	1-4	.250	2	10	12	0.9	5	2	4	0	0	3	0.2

Games played: 13
Minutes/game: 3.2
Points/game: 0.2
FG Pct: 16.7
3FG Pct: 0.0
FT Pct: 25.0

Rebounds/game: 0.9
Assists/game: 0.2
Turnovers/game: 0.3
Assist/turnover ratio: 0.5

» SEASON/CAREER HIGHS »

POINTS

Season: 2 vs. Austin Peay (12/3/16)
Career: 2 vs. Austin Peay (12/3/16)

FIELD GOALS

Season: 1 vs. Austin Peay (12/3/16)
Career: 1 vs. Austin Peay (12/3/16)

FIELD GOALS ATTEMPTED

Season: 2 (2x) last vs. Sam Houston State (12/22/16)
Career: 2 (2x) last vs. Sam Houston State (12/22/16)

3-POINT FIELD GOALS

Season: --
Career: --

3-POINT FG ATTEMPTS

Season: 1 vs. Sam Houston State (12/22/16)
Career: 1 vs. Sam Houston State (12/22/16)

FREE THROWS MADE

Season: 1 vs. North Dakota State (12/20/16)
Career: 1 vs. North Dakota State (12/20/16)

FREE THROWS ATTEMPTS

Season: 2 (2x) last vs. North Dakota State (12/20/16)
Career: 2 (2x) last vs. North Dakota State (12/20/16)

REBOUNDS

Season: 5 vs. Sam Houston State (12/22/16)
Career: 5 vs. Sam Houston State (12/22/16)

ASSISTS

Season: 1 vs. Sam Houston State (12/22/16)
Career: 1 vs. Sam Houston State (12/22/16)

STEALS

Season:
Career:

BLOCKS

Season:
Career:

MINUTES

Season: 9 vs. Austin Peay (12/3/16)
Career: 9 vs. Austin Peay (12/3/16)

» CAREER STATISTICS AT ARKANSAS »

Season	gp-gs	min/avg	Total fg-fga	pct	3-Point fg-fga	pct	F-Throws ft-fa	pct	Rebounds off def tot	avg	Scoring pf fo ast to blk stl	pts	avg
2016-17	13-0	41/3.2	1-6	.167	0-2	.000	1-4	.250	2	10	12	0.9	3
TOTAL	13-0	41/3.2	1-6	.167	0-2	.000	1-4	.250	2	10	12	0.9	3

at forward... a **six-eight** redshirt junior... from Texarkana, **Texas**... number **thirteen**...

DUSTIN THOMAS



» @YehThatsMe_DT13 NEWS & NOTES »

- Had one of his better games as a Razorback at LSU on Feb. 11, scoring nine points off the bench and pulled down a career and team-high nine rebounds to go along with three steals.
- Has an assist in 19 games this season.
- Has 4+ rebounds in 16 games this season, including seven of the last 12.
- Pulled down seven first half rebounds against Sam Houston State, including two on the offensive end.
- Tied a career-high with four assists against Austin Peay.
- Scored nine first-half points against Mount St. Mary's to lead the team at the break.
- Sat out the season due to NCAA four-year transfer rules.
- Averaged 4.0 points and 2.5 rebounds per game over two years at Colorado.
- Scored a career high 17 points and three steals against Southern California his sophomore year.

» GAME-BY-GAME STATS »

Opponent	Date	gs	min	Total		3-Pointers		Free throws		Rebounds										
				fg-fga	pct	3fg-fga	pct	ft-fga	pct	off	def	tot	avg	pf	a	t/o	blk	stl	pts	avg
FORT WAYNE	11/11/16	*	18	4-6	.667	0-0	.000	2-3	.667	1	5	6	6.0	5	0	3	0	0	10	10.0
SOUTHERN ILLINOIS	11/14/16	*	18	1-3	.333	0-0	.000	0-0	.000	1	0	1	3.5	1	4	0	0	1	2	6.0
UT ARLINGTON	11/18/16	*	28	1-3	.333	0-0	.000	6-8	.750	2	4	6	4.3	4	2	1	1	2	8	6.7
at Minnesota	11/22/16	*	12	1-5	.200	0-0	.000	3-4	.750	1	1	2	3.8	4	0	1	0	0	5	6.3
MOUNT ST. MARY'S	11/28/16	*	23	6-7	.857	1-1	1.000	0-0	.000	1	4	5	4.0	3	1	0	0	1	13	7.6
STEPHEN F. AUSTIN	12/01/16	*	21	4-8	.500	0-0	.000	1-2	.500	2	0	2	3.7	2	1	2	0	0	9	7.8
AUSTIN PEAY	12/03/16	*	16	3-6	.500	0-1	.000	1-2	.500	0	3	3	3.6	2	4	1	0	0	7	7.7
HOUSTON	12/06/16	*	23	4-7	.571	0-0	.000	3-4	.750	2	3	5	3.8	4	3	1	1	0	11	8.1
NORTH FLORIDA	12/10/16	*	22	2-5	.400	0-0	.000	4-4	1.000	2	6	8	4.2	1	3	1	0	0	8	8.1
vs Texas	12/17/16	*	21	0-3	.000	0-0	.000	0-0	.000	2	1	3	4.1	4	0	0	0	1	0	7.3
NORTH DAKOTA STATE	12/20/16	*	13	2-6	.333	0-0	.000	2-2	1.000	2	0	2	3.9	4	0	0	0	0	6	7.2
vs Sam Houston State	12/22/16	*	17	1-3	.333	0-0	.000	4-6	.667	2	5	7	4.2	1	1	0	0	1	6	7.1
FLORIDA	12/29/16	*	12	1-4	.250	0-0	.000	0-0	.000	0	2	2	4.0	3	2	2	0	0	2	6.7
at Tennessee	01/03/17	26	2-4	.500	0-0	.000	2-2	1.000	0	7	7	4.2	5	0	1	0	2	6	6.6	
at Kentucky	01/07/17	7	0-2	.000	0-0	.000	0-0	.000	1	1	2	4.1	4	1	0	0	0	0	6.2	
MISSISSIPPI STATE	01/10/17	26	2-4	.500	0-0	.000	4-8	.500	4	3	7	4.3	1	0	1	0	1	8	6.3	
MISSOURI	01/14/17	*	18	1-3	.333	0-0	.000	1-2	.500	0	2	2	4.1	4	0	1	0	0	3	6.1
at Texas A&M	01/17/17	*	19	2-4	.500	0-0	.000	0-0	.000	0	2	2	4.0	3	2	1	0	0	4	6.0
LSU	01/21/17	6	1-2	.500	0-0	.000	0-0	.000	0	2	2	4.0	4	0	1	0	0	2	5.8	
at Vanderbilt	01/24/17	16	1-2	.500	0-0	.000	0-0	.000	0	3	3	4.0	3	0	0	0	1	0	2	5.6
at Oklahoma State	01/28/17	17	3-3	1.000	0-0	.000	3-3	1.000	3	2	5	4.0	2	1	2	0	2	9	5.8	
ALABAMA	02/01/17	13	1-4	.250	0-0	.000	0-2	.000	2	3	5	4.0	5	1	0	0	2	2	5.6	
at Missouri	02/04/17	*	14	1-1	1.000	0-0	.000	1-1	1.000	1	5	6	4.1	2	0	2	0	0	3	5.5
VANDERBILT	02/07/17	*	5	2-2	1.000	0-0	.000	0-0	.000	0	0	0	4.0	0	0	0	0	1	4	5.4
at LSU	02/11/17	26	4-6	.667	0-1	.000	1-2	.500	2	7	9	4.2	3	1	1	0	3	9	5.6	
at South Carolina	02/15/17	26	1-4	.250	0-1	.000	0-0	.000	1	3	4	4.2	5	2	2	1	1	2	5.4	
OLE MISS	02/18/17	*	18	0-4	.000	0-1	.000	3-4	.750	1	3	4	4.1	4	1	0	0	0	3	5.3
TEXAS A&M	02/22/17	*	20	4-6	.667	0-0	.000	1-2	.500	3	2	5	4.2	2	0	0	0	1	9	5.5
at Auburn	02/25/17	*	13	2-4	.500	0-0	.000	0-0	.000	2	1	3	4.1	4	1	1	0	1	4	5.4
at Florida	03/01/17	*	22	1-3	.333	0-0	.000	1-2	.500	0	2	2	4.1	2	1	3	1	0	3	5.3
GEORGIA	03/04/17	*	15	3-3	1.000	0-0	.000	0-0	.000	0	1	1	4.0	3	1	0	1	0	6	5.4
vs Ole Miss	03/10/17	*	14	1-3	.333	0-0	.000	2-4	.500	0	2	2	3.9	0	0	2	0	1	4	5.3
Totals		23	565	62-130	.477	1-5	.200	45-67	.672	40	85	125	3.9	94	33	30	7	20	170	5.3

Games played: 32
Minutes/game: 17.7
Points/game: 5.3
FG Pct: 47.7
3FG Pct: 20.0
FT Pct: 67.2

Rebounds/game: 3.9
Assists/game: 1.0
Turnovers/game: 0.9
Assist/turnover ratio: 1.1
Steals/game: 0.6
Blocks/game: 0.2

» SEASON/CAREER HIGHS »

POINTS

Season: 13 vs. Mount St. Mary's (11/28/16)

Career: 17 vs. USC (01/04/15)^

FIELD GOALS

Season: 6 vs. Mount St. Mary's (11/28/16)

Career: 6 vs. Mount St. Mary's (11/28/16)

FIELD GOALS ATTEMPTED

Season: 8 vs. Stephen F. Austin (12/1/16)

Career: 8 (2x) last vs. Stephen F. Austin (12/1/16)

3-POINT FIELD GOALS

Season: 1 vs. Mount St. Mary's (11/28/16)

Career: 3 vs. USC (Jan. 4, 2015)^

3-POINT FG ATTEMPTS

Season: 1 (3x) last vs. Ole Miss (2/18/17)

Career: 3 (3x) last vs. USC (01/04/15)^

FREE THROWS MADE

Season: 6 vs. UT Arlington (11/18/16)

Career: 6 vs. UT Arlington (11/18/16)

FREE THROWS ATTEMPTS

Season: 8 (2x) last vs. Mississippi State (1/10/17)

Career: 8 (3x) last vs. Mississippi State (1/10/17)

REBOUNDS

Season: 9 at LSU (2/11/17)

Career: 9 at LSU (2/11/17)

ASSISTS

Season: 4 (2x) last vs. Austin Peay (12/3/16)

Career: 4 (2x) last vs. Southern Illinois (11/14/16)

STEALS

Season: 3 at LSU (2/11/17)

Career: 3 (2x) last at LSU (2/11/17)

BLOCKS

Season: 1 (6x) last Georgia (3/4/17)

Career: 2 (2x) last vs. California (02/12/15)^

MINUTES

Season: 28 vs. UT Arlington (11/18/16)

Career: 30 at UCLA (01/31/15)^

^ - at Colorado

» CAREER STATISTICS AT ARKANSAS »

			Total		3-Point		F-Throws		Rebounds											Scoring	
Season	gp-gs	min/avg	fg-fga	pct	fg-fga	pct	ft-fa	pct	off	def	tot	avg	pf	fo	ast	to	blk	stl	pts	avg	
2016-17	32-23	565/17.7	62-130	.477	1-5	.200	45-67	.672	40	85	125	3.9	94	4	33	30	7	20	170	5.3	
TOTAL	32-23	565/17.7	62-130	.477	1-5	.200	45-67	.672	40	85	125	3.9	94	4	33	30	7	20	170	5.3	

at guard... a six-three senior... from Fayetteville, Arkansas... number twenty-one...

MANNY WATKINS



» @ManualeWatkins NEWS & NOTES »

- Has 17 turnovers in 703 minutes this season, averaging one turnover per 41.4 minutes of action.
- Scored a career-high 13 points, to go along with three rebounds, two steals and two assists in Arkansas' win over Texas A&M on Feb. 22.
- Tied a career high with five assists in Arkansas' win over Ole Miss on Feb. 18.
- Clinched a road victory at No. 21 South Carolina on a jumper with 23 seconds left as the shot clock expired.
- Scored 10 pts in the first half against Alabama to record his second double-digit scoring effort of the season.
- Was 0-of-8 from behind the arc in his first 92 games as a Razorback, before sinking 11-of-23 (.478) attempts over the last 16 games, including a 3-for-3 performance at Texas A&M on Jan. 17.
- Leads the team with 40 steals.
- The 6-3 guard is tied for second on the team in rebounding at 3.9 per game.
- After having six double-digit scoring efforts in his first 76 games, he opened the 2016-17 campaign with a 10-point effort against Fort Wayne.
- Son of Associate Head Coach Melvin Watkins.
- Averaged 5.1 points and 3.0 rebounds per game as a junior.

» GAME-BY-GAME STATS »

Opponent	Date	gs	min	Total		3-Pointers		Free throws		Rebounds										
				fg	pct	3fg	pct	ft	pct	off	def	tot	avg	pf	a	t/o	blk	stl	pts	
FORT WAYNE	11/11/16		27	5-6	.833	0-0	.000	0-0	.000	0	3	3	3.0	2	2	0	0	0	10	
SOUTHERN ILLINOIS	11/14/16		21	2-5	.400	0-0	.000	0-0	.000	2	1	3	3.0	2	4	0	0	0	4	
UT ARLINGTON	11/18/16		20	3-5	.600	0-0	.000	1-1	1.000	1	2	3	3.0	0	1	0	0	1	7	
at Minnesota	11/22/16		22	2-6	.333	0-0	.000	0-0	.000	2	2	4	3.3	3	1	1	0	3	6	
MOUNT ST. MARY'S	11/28/16	*	22	4-6	.667	0-0	.000	0-0	.000	2	4	6	3.8	0	4	0	0	2	8	
STEPHEN F. AUSTIN	12/01/16	*	21	4-7	.571	0-0	.000	0-0	.000	1	6	7	4.3	2	1	1	0	2	8	
AUSTIN PEAY	12/03/16	*	16	1-2	.500	0-0	.000	2-2	1.000	0	1	1	3.9	0	3	0	0	1	4	
HOUSTON	12/06/16	*	27	2-6	.333	0-0	.000	2-2	1.000	1	6	7	4.3	1	4	0	0	1	6	
NORTH FLORIDA	12/10/16	*	22	2-6	.333	0-0	.000	3-4	.750	2	2	4	4.2	2	4	2	0	3	7	
vs Texas	12/17/16	*	20	3-4	.750	0-0	.000	0-0	.000	1	3	4	4.2	2	0	1	0	1	6	
NORTH DAKOTA STATE	12/20/16	*	25	1-2	.500	0-0	.000	2-2	1.000	0	6	6	4.4	1	2	1	0	3	4	
vs Sam Houston State	12/22/16	*	16	1-1	1.000	0-0	.000	0-1	.000	0	2	2	4.2	2	1	0	0	2	5	
FLORIDA	12/29/16	*	23	2-5	.400	0-0	.000	0-0	.000	3	3	6	4.3	2	2	0	0	0	4	
at Tennessee	01/03/17	*	21	4-6	.667	0-0	.000	0-2	.000	1	2	3	4.2	1	0	1	0	0	8	
at Kentucky	01/07/17	*	32	4-6	.667	0-0	.000	0-0	.000	1	6	7	4.4	3	1	0	0	0	8	
MISSISSIPPI STATE	01/10/17	*	18	1-2	.500	0-0	.000	0-0	.000	0	0	0	4.1	1	2	1	0	2	2	
MISSOURI	01/14/17		22	3-6	.500	1-4	.250	1-2	.500	1	1	2	4.0	3	1	0	0	0	8	
at Texas A&M	01/17/17		23	3-5	.600	3-3	1.000	0-0	.000	1	5	6	4.1	2	2	2	0	3	9	
LSU	01/21/17		2	0-0	.000	0-0	.000	0-0	.000	0	0	0	3.9	0	1	0	0	0	0	
at Vanderbilt	01/24/17		21	1-3	.333	0-1	.000	0-0	.000	1	1	2	3.8	4	1	1	0	1	2	
at Oklahoma State	01/28/17		17	2-3	.667	1-2	.500	0-1	.000	0	0	0	3.6	4	0	0	0	1	5	
ALABAMA	02/01/17		21	2-5	.400	2-4	.500	4-8	.500	1	3	4	3.6	0	2	0	0	3	10	
at Missouri	02/04/17		22	4-5	.800	1-1	1.000	0-1	.000	1	5	6	3.7	3	2	0	0	1	9	
VANDERBILT	02/07/17		25	3-6	.500	0-1	.000	0-0	.000	1	3	4	3.8	0	2	0	0	0	6	
at LSU	02/11/17		14	2-2	1.000	1-1	1.000	0-0	.000	0	3	3	3.7	3	2	1	0	2	5	
at South Carolina	02/15/17	*	27	3-4	.750	0-0	.000	0-0	.000	2	2	4	3.7	3	3	1	1	0	6	
OLE MISS	02/18/17	*	26	3-6	.500	0-1	.000	0-0	.000	2	2	4	3.7	2	5	1	0	0	6	
TEXAS A&M	02/22/17	*	25	5-8	.625	1-2	.500	2-2	1.000	2	1	3	3.7	0	2	0	0	2	13	
at Auburn	02/25/17	*	26	1-2	.500	0-0	.000	0-0	.000	1	4	5	3.8	4	0	0	0	1	2	
at Florida	03/01/17	*	29	1-4	.250	0-2	.000	0-0	.000	1	4	5	3.8	2	1	0	0	1	2	
GEORGIA	03/04/17	*	28	6-8	.750	0-0	.000	0-1	.000	2	3	5	3.8	3	2	2	0	1	12	
vs Ole Miss	03/10/17	*	22	4-6	.667	1-1	1.000	0-0	.000	1	5	6	3.9	3	0	0	0	2	9	
Totals			19	703	84-148	.568	11-23	478	17-29	586	34	91	125	3.9	60	58	17	1	40	196

Games played: 32
Minutes/game: 22.0
Points/game: 6.1
FG Pct: 56.8
3FG Pct: 47.8
FT Pct: 58.6

Rebounds/game: 3.9
Assists/game: 1.8
Turnovers/game: 0.5
Assist/turnover ratio: 3.4
Steals/game: 1.3
Blocks/game: 0.0

» SEASON/CAREER HIGHS »

POINTS

Season: 13 vs. Texas A&M (2/22/17)
Career: 14 (2x) last at Wake Forest (12/04/15)

FIELD GOALS

Season: 6 vs. Georgia (3/4/17)
Career: 6 (2x) last vs. Georgia (3/4/17)

FIELD GOALS ATTEMPTED

Season: 8 (2x) last vs. Georgia (3/4/17)
Career: 10 at Texas A&M (01/02/16)

3-POINT FIELD GOALS

Season: 3 at Texas A&M (1/17/17)
Career: 3 at Texas A&M (1/17/17)

3-POINT FG ATTEMPTS

Season: 4 (2x) last vs. Alabama (2/1/17)
Career: 4 (2x) last vs. Alabama (2/1/17)

FREE THROWS MADE

Season: 4 vs. Alabama (2/1/17)
Career: 4 (2x) last vs. Alabama (2/1/17)

FREE THROWS ATTEMPTS

Season: 8 vs. Alabama (2/1/17)
Career: 8 vs. Alabama (2/1/17)

REBOUNDS

Season: 7 (3x) last at No. 6 Kentucky (1/7/17)
Career: 9 vs. Northwestern State (12/01/15)

ASSISTS

Season: 5 vs. Ole Miss (2/18/17)
Career: 5 (3x) last vs. Ole Miss (2/18/17)

STEALS

Season: 3 (5x) last vs. Alabama (2/1/17)
Career: 5 vs. Wake Forest (11/19/14)

BLOCKS

Season: 1 at South Carolina (2/15/17)
Career: 1 (3x) last vs. Auburn (02/17/16)

MINUTES

Season: 32 at No. 6 Kentucky (1/7/17)
Career: 36 at Dayton (12/30/15)

» CAREER STATISTICS AT ARKANSAS »

			Total		3-Point		F-Throws		Rebounds											Scoring	
Season	gp-gs	min/avg	fg-fga	pct	fg-fga	pct	ft-fa	pct	off	def	tot	avg	pf	fo	ast	to	blk	stl	pts	avg	
2013-14	8-0	27/3.4	2-3	.667	0-0	.000	1-2	.500	1	3	4	0.5	2	0	1	2	0	3	5	0.6	
2014-15	36-0	502/13.9	38-68	.559	0-7	.000	17-24	.708	17	56	73	2.0	54	0	39	28	0	37	93	2.6	
2015-16	32-9	629/19.7	69-145	.476	0-1	.000	25-46	.543	29	67	96	3.0	55	1	66	24	3	28	163	5.1	
2016-17	32-19	703/22.0	84-148	.568	11-23	.478	17-29	.586	34	91	125	3.9	60	0	58	17	1	40	196	6.1	
TOTAL	108-28	1861/17.2	193-364	.530	11-31	.355	60-101	.594	81	217	298	2.8	171	1	164	71	4	108	457	4.2	

at guard... a six-five freshman... from Birmingham, Alabama... number twenty-three...

C.J. JONES



@CJ_Jones2 NEWS & NOTES »

- Hit a career-high three 3-pointers against Austin Peay, tying a career-high with 11 points. Also swatted three shots in the 99-62 victory.
- Saw his first action in the Southern Illinois game, scoring 11 points on 2-of-4 shooting from behind the arc, 3-of-5 from the field.
- His first two baskets as a Razorback were a wide open 3-pointer 33 seconds after subbing in, followed by an alley-oop dunk from Anton Beard shortly after.
- Sat out the season opener due to an injury (sprained knee).
- Ranked as the No. 6 player in the state of Alabama.
- Led his high school team in scoring his final two seasons.
- Averaged 28 points, 6 rebounds, 4 assists and 3 steals per game as a senior.

» GAME-BY-GAME STATS »

Opponent	Date	gs	min	Total		3-Pointers		Free throws		Rebounds				pf	a	t/o	blk	stl	pts	avg
				fg-fga	pct	3fg-fga	pct	ft-fa	pct	off	def	tot	avg							
FORT WAYNE	11/11/16	dnp		-	-	-	-	-	-	-	-	-	-	-	-	-	-	-	-	
SOUTHERN ILLINOIS	11/14/16	17	3-5	.600	2-4	.500	3-3	1.000	0	2	2	2.0	2	0	0	0	0	11	11.0	
UT ARLINGTON	11/18/16	dnp		-	-	-	-	-	-	-	-	-	-	-	-	-	-	-	-	
at Minnesota	11/22/16	4	0-0	.000	0-0	.000	0-0	.000	0	0	0	1.0	1	0	1	0	0	0	5.5	
MOUNT ST. MARY'S	11/28/16	14	1-4	.250	1-3	.333	2-2	1.000	0	1	1	1.0	1	1	1	0	0	5	5.3	
STEPHEN F. AUSTIN	12/01/16	11	2-5	.400	2-2	1.000	0-0	.000	0	1	1	1.0	1	1	1	1	0	6	5.5	
AUSTIN PEAY	12/03/16	15	4-6	.667	3-4	.750	0-0	.000	0	0	0	0.8	2	2	0	3	0	11	6.6	
HOUSTON	12/06/16	7	1-2	.500	1-2	.500	0-0	.000	0	2	2	1.0	1	1	0	0	0	3	6.0	
NORTH FLORIDA	12/10/16	5	0-1	.000	0-1	.000	0-0	.000	0	1	1	1.0	0	1	0	0	0	0	4.5	
vs Texas	12/17/16	dnp		-	-	-	-	-	-	-	-	-	-	-	-	-	-	-	-	
NORTH DAKOTA STATE	12/20/16	11	0-0	.000	0-0	.000	0-0	.000	0	2	2	1.1	0	0	0	1	0	0	5.1	
vs Sam Houston State	12/22/16	14	3-5	.600	1-2	.500	0-2	.000	0	1	1	1.1	1	0	0	0	0	7	4.8	
FLORIDA	12/29/16	dnp		-	-	-	-	-	-	-	-	-	-	-	-	-	-	-	-	
at Tennessee	01/03/17	dnp		-	-	-	-	-	-	-	-	-	-	-	-	-	-	-	-	
at Kentucky	01/07/17	1	0-0	.000	0-0	.000	0-0	.000	0	0	0	1.0	0	0	0	0	0	0	4.3	
MISSISSIPPI STATE	01/10/17	5	0-1	.000	0-1	.000	0-0	.000	0	0	0	0.9	0	0	0	0	0	0	3.9	
MISSOURI	01/14/17	5	2-2	1.000	2-2	1.000	0-0	.000	0	1	1	0.9	1	0	0	0	1	6	4.1	
at Texas A&M	01/17/17	dnp		-	-	-	-	-	-	-	-	-	-	-	-	-	-	-	-	
LSU	01/21/17	3	0-1	.000	0-1	.000	0-0	.000	0	0	0	0.8	1	0	0	0	0	0	3.8	
at Vanderbilt	01/24/17	dnp		-	-	-	-	-	-	-	-	-	-	-	-	-	-	-	-	
at Oklahoma State	01/28/17	2	0-0	.000	0-0	.000	0-0	.000	0	0	0	0.8	0	0	1	0	0	0	3.5	
ALABAMA	02/01/17	4	1-3	.333	0-1	.000	0-0	.000	0	0	0	0.7	0	0	0	0	0	2	3.4	
at Missouri	02/04/17	dnp		-	-	-	-	-	-	-	-	-	-	-	-	-	-	-	-	
VANDERBILT	02/07/17	dnp		-	-	-	-	-	-	-	-	-	-	-	-	-	-	-	-	
at LSU	02/11/17	dnp		-	-	-	-	-	-	-	-	-	-	-	-	-	-	-	-	
at South Carolina	02/15/17	dnp		-	-	-	-	-	-	-	-	-	-	-	-	-	-	-	-	
OLE MISS	02/18/17	2	0-0	.000	0-0	.000	0-0	.000	0	0	0	0.7	0	0	0	0	0	0	3.2	
TEXAS A&M	02/22/17	0	0-0	.000	0-0	.000	0-0	.000	0	0	0	0.6	0	0	0	0	0	0	3.0	
at Auburn	02/25/17	1	0-0	.000	0-0	.000	0-0	.000	0	0	0	0.6	0	0	0	0	0	0	2.8	
at Florida	03/01/17	dnp		-	-	-	-	-	-	-	-	-	-	-	-	-	-	-	-	
GEORGIA	03/04/17	2	0-1	.000	0-1	.000	0-0	.000	0	0	0	0.6	0	0	0	0	0	0	2.7	
vs Ole Miss	03/10/17	dnp		-	-	-	-	-	-	-	-	-	-	-	-	-	-	-	-	
Totals		0	123	17-36	.472	12-24	.500	5-7	.714	0	11	11	0.6	11	6	4	5	1	51	2.7

Games played: 19
Minutes/game: 6.5
Points/game: 2.7
FG Pct: 47.2
3FG Pct: 50.0
FT Pct: 71.4

Rebounds/game: 0.6
Assists/game: 0.3
Turnovers/game: 0.2
Assist/turnover ratio: 1.5
Steals/game: 0.1
Blocks/game: 0.3

» SEASON/CAREER HIGHS »

POINTS

Season: 11 (2x) last vs. Austin Peay (12/3/16)
Career: 11 (2x) last vs. Austin Peay (12/3/16)

FIELD GOALS

Season: 4 vs. Austin Peay (12/3/16)
Career: 4 vs. Austin Peay (12/3/16)

FIELD GOALS ATTEMPTED

Season: 6 vs. Austin Peay (12/3/16)
Career: 6 vs. Austin Peay (12/3/16)

3-POINT FIELD GOALS

Season: 3 vs. Austin Peay (12/3/16)
Career: 3 vs. Austin Peay (12/3/16)

3-POINT FG ATTEMPTS

Season: 4 (2x) last vs. Austin Peay (12/3/16)
Career: 4 (2x) last vs. Austin Peay (12/3/16)

FREE THROWS MADE

Season: 3 vs. Southern Illinois (11/14/16)
Career: 3 vs. Southern Illinois (11/14/16)

FREE THROWS ATTEMPTS

Season: 3 vs. Southern Illinois (11/14/16)
Career: 3 vs. Southern Illinois (11/14/16)

REBOUNDS

Season: 2 (3x) last vs. North Dakota State (12/20/16)
Career: 2 (3x) last vs. North Dakota State (12/20/16)

ASSISTS

Season: 2 vs. Austin Peay (12/3/16)
Career: 2 vs. Austin Peay (12/3/16)

STEALS

Season: 1 vs. Missouri (1/14/17)
Career: 1 vs. Missouri (1/14/17)

BLOCKS

Season: 3 vs. Austin Peay (12/3/16)
Career: 3 vs. Austin Peay (12/3/16)

MINUTES

Season: 17 vs. Southern Illinois (11/14/16)
Career: 17 vs. Southern Illinois (11/14/16)

» CAREER STATISTICS AT ARKANSAS »

Season	gp-gs	min/avg	Total fg-fga	pct	3-Point fg-fga	pct	F-Throws ft-fa	pct	Rebounds off def tot	avg	pf	fo	ast	to	blk	stl	Scoring pts	avg
2016-17	19-0	123/6.5	17-36	.472	12-24	.500	5-7	.714	0	11	11	0.6	11	0	6	4	51	2.7
TOTAL	19-0	123/6.5	17-36	.472	12-24	.500	5-7	.714	0	11	11	0.6	11	0	6	4	51	2.7

at guard... a six-foot junior... from North Little Rock, Arkansas... number thirty one...

ANTON BEARD



» @AntonBeard31 NEWS & NOTES »

- Has an offensive board in 19 games this season.
- Tied a season-high with 16 points against LSU on Jan. 21, shooting 5-of-7 from the field, 2-of-2 from behind the arc and sinking all four free throws.
- His line of 16 points, 7 assists and 0 turnovers against LSU was the first by a Razorback in six seasons.
- Recorded 16 points against Sam Houston State in his hometown of North Little Rock on Dec. 22.
- The six-foot junior has brought down multiple rebounds in five of the last six games and 3+ rebounds in 12 games this season.
- Scored 12 points in the second half against UT Arlington.
- Scored a career high 18 points at Georgia (1/23/16) last season on 5-of-9 shooting from the field.

» GAME-BY-GAME STATS »

Opponent	Date	gs	min	Total		3-Pointers		Free throws		Rebounds				pf	a	t/o	blk	stl	pts	avg
				fg-fga	pct	3fg-fga	pct	ft-fa	pct	off	def	tot	avg							
FORT WAYNE	11/11/16	16	46	.667	2-3	.667	2-3	.667	0	1	1	1.0	4	3	0	0	2	12	12.0	
SOUTHERN ILLINOIS	11/14/16	17	26	.333	1-4	.250	0-0	.000	1	0	1	1.0	1	6	1	0	1	5	8.5	
UT ARLINGTON	11/18/16	18	48	.500	2-3	.667	2-2	1.000	1	5	6	2.7	2	2	0	0	0	12	9.7	
at Minnesota	11/22/16	20	26	.333	0-1	.000	0-0	.000	5	0	5	3.3	1	2	1	0	0	4	8.3	
MOUNT ST. MARY'S	11/28/16	* 23	48	.500	2-3	.667	1-2	.500	3	1	4	3.4	0	3	1	0	0	11	8.8	
STEPHEN F. AUSTIN	12/01/16	* 23	2-5	.400	0-2	.000	5-6	.833	1	2	3	3.3	3	3	2	0	4	9	8.8	
AUSTIN PEAY	12/03/16	17	29	.222	1-4	.250	2-2	1.000	2	2	4	3.4	2	4	1	0	1	7	8.6	
HOUSTON	12/06/16	24	3-6	.500	0-2	.000	3-5	.600	1	1	2	3.3	2	1	1	0	2	9	8.6	
NORTH FLORIDA	12/10/16	20	3-8	.375	0-3	.000	0-0	.000	0	0	0	2.9	0	2	1	0	1	6	8.3	
vs Texas	12/17/16	23	2-9	.222	0-2	.000	2-2	1.000	2	3	5	3.1	3	2	2	0	0	6	8.1	
NORTH DAKOTA STATE	12/20/16	24	3-7	.429	3-6	.500	2-2	1.000	0	1	1	2.9	3	0	2	0	0	11	8.4	
vs Sam Houston State	12/22/16	18	4-6	.667	2-3	.667	6-8	.750	2	1	3	2.9	1	1	0	0	0	16	9.0	
FLORIDA	12/29/16	24	3-5	.600	1-2	.500	3-3	1.000	0	0	0	2.7	2	1	2	0	2	10	9.1	
at Tennessee	01/03/17	25	6-8	.750	0-0	.000	4-5	.800	1	2	3	2.7	2	2	1	0	1	16	9.6	
at Kentucky	01/07/17	22	1-7	.143	0-2	.000	2-5	.400	0	0	0	2.5	4	1	0	0	0	4	9.2	
MISSISSIPPI STATE	01/10/17	26	4-9	.444	2-4	.500	1-1	1.000	1	1	2	2.5	2	2	0	0	2	11	9.3	
MISSOURI	01/14/17	* 27	3-5	.600	1-2	.500	4-4	1.000	0	2	2	2.5	5	3	4	0	1	11	9.4	
at Texas A&M	01/17/17	* 21	1-3	.333	0-1	.000	0-0	.000	1	0	1	2.4	1	0	2	0	1	2	9.0	
LSU	01/21/17	* 34	5-7	.714	2-2	1.000	4-4	1.000	0	2	2	2.4	4	7	0	0	0	16	9.4	
at Vanderbilt	01/24/17	* 23	4-8	.500	2-4	.500	1-5	.200	1	2	3	2.4	2	0	1	0	2	11	9.5	
at Oklahoma State	01/28/17	* 28	3-7	.429	2-3	.667	3-4	.750	0	2	2	2.4	3	1	2	0	1	11	9.5	
ALABAMA	02/01/17	* 27	2-8	.250	1-4	.250	0-0	.000	1	3	4	2.5	1	2	3	0	1	5	9.3	
at Missouri	02/04/17	* 26	2-2	1.000	1-1	1.000	0-1	.000	0	0	0	2.3	5	2	1	0	0	5	9.1	
VANDERBILT	02/07/17	* 28	0-8	.000	0-4	.000	0-0	.000	0	0	0	2.3	2	0	0	0	1	0	8.8	
at LSU	02/11/17	* 24	2-3	.667	1-1	1.000	6-6	1.000	0	1	1	2.2	2	4	3	0	2	11	8.8	
at South Carolina	02/15/17	5	0-0	.000	0-0	.000	0-0	.000	1	0	1	2.2	0	0	1	0	0	0	8.5	
OLE MISS	02/18/17	20	3-8	.375	3-6	.500	2-2	1.000	1	1	2	2.1	1	4	0	0	1	11	8.6	
TEXAS A&M	02/22/17	21	2-6	.333	1-4	.250	0-0	.000	1	2	3	2.2	1	2	0	0	1	5	8.5	
at Auburn	02/25/17	15	0-3	.000	0-2	.000	0-0	.000	1	1	2	2.2	1	2	1	0	0	0	8.2	
at Florida	03/01/17	11	0-4	.000	0-1	.000	0-0	.000	0	0	0	2.1	1	0	0	0	1	0	7.9	
GEORGIA	03/04/17	16	3-7	.429	0-2	.000	0-1	.000	1	3	4	2.2	2	1	0	0	2	6	7.8	
vs Ole Miss	03/10/17	18	2-2	1.000	0-0	.000	0-0	.000	0	2	2	2.2	0	1	2	0	1	4	7.7	
Totals		11	684	81-194	.418	30-81	.370	55-73	.753	28	41	69	2.2	63	64	35	0	31	247	7.7

Games played: 32
Minutes/game: 21.4
Points/game: 7.7
FG Pct: 41.8
3FG Pct: 37.0
FT Pct: 75.3

Rebounds/game: 2.2
Assists/game: 2.0
Turnovers/game: 1.1
Assist/turnover ratio: 1.8
Steals/game: 1.0

» SEASON/CAREER HIGHS »

POINTS

Season: 16 (3x) last vs. LSU (1/21/17)
Career: 18 at Georgia (1/23/16)

FIELD GOALS

Season: 6 at Tennessee (1/3/17)
Career: 6 at Tennessee (1/3/17)

FIELD GOALS ATTEMPTED

Season: 9 (3x) last vs. Mississippi State (1/10/17)
Career: 13 at Dayton (12/30/15)

3-POINT FIELD GOALS

Season: 3 (2x) last vs. Ole Miss (2/18/17)
Career: 4 at Ole Miss (2/14/15)

3-POINT FG ATTEMPTS

Season: 6 (2x) last vs. Ole Miss (2/18/17)
Career: 7 at Dayton (12/30/15)

FREE THROWS MADE

Season: 6 (2x) last at LSU (2/11/17)
Career: 7 at Georgia (1/23/16)

FREE THROWS ATTEMPTS

Season: 8 vs. Sam Houston State (12/22/16)
Career: 9 at Georgia (1/23/16)

REBOUNDS

Season: 6 vs. UT Arlington (11/18/16)
Career: 7 vs. Delaware State (11/21/15)

ASSISTS

Season: 7 vs. LSU (1/21/17)
Career: 7 vs. LSU (1/21/17)

STEALS

Season: 4 vs. Stephen F. Austin (12/1/16)
Career: 5 vs. Milwaukee (12/22/14)

BLOCKS

Season: --
Career: 1 at Missouri (1/12/16)

MINUTES

Season: 34 vs. LSU (1/21/17)
Career: 34 vs. LSU (1/21/17)

» CAREER STATISTICS AT ARKANSAS »

			Total		3-Point		F-Throws		Rebounds											Scoring	
Season	gp-gs	min/avg	fg-fga	pct	fg-fga	pct	ft-fa	pct	off	def	tot	avg	pf	fo	ast	to	blk	stl	pts	avg	
2014-15	35-16	662/18.9	66-172	.384	31-88	.352	35-55	.636	31	36	67	1.9	84	4	53	32	0	35	198	5.7	
2015-16	23-1	481/20.9	57-164	.348	19-66	.288	27-42	.643	13	40	53	2.3	53	2	41	17	2	24	160	7.0	
2016-17	32-11	684/21.4	81-194	.418	30-81	.370	55-73	.753	28	41	69	2.2	63	2	64	35	0	31	247	7.7	
TOTAL	90-28	1827/20.3	204-530	.385	80-235	.340	117-170	.688	72	117	189	2.1	200	8	158	84	2	90	605	6.7	

at forward... a six-ten senior... from Abuja, Nigeria... number thirty-three...

MOSES KINGSLEY



>> @KingMoses_ NEWS & NOTES >>

- Named All-SEC second team and to the SEC All-Defensive team as voted by the league head coaches.
- Earned USBWA All-District VII honors.
- Recorded his 6th double-double of the season, 23rd of his career, in Arkansas' win over Texas A&M on Feb. 22.
- Became the 40th player in school history to hit the century mark in career scoring with a 24-point performance against LSU on Jan. 21.
- Is one of two players (Oliver Miller) in program history to reach 1,000 points, 600 rebounds and 200 blocks.
- Is on pace to finish among the top 25 scorers in Razorback history.
- Is shooting 46.2 percent (6-13) from deep this season.
- Is T-17th in the country with four games of 5-plus blocks and T-8th with 16 games of 3+ blocks.
- The SEC's active leader in career blocked shots (247), Kingsley leads the SEC this season and ranks T-17th in the country with 2.63 blocks per game.
- Is currently second in the SEC in career double-doubles with 23.
- Has 23 games this season with multiple blocks, four with five or more swats.
- Finished one rebound, one point and three blocks away from his first triple-double in the season opener.
- Preseason SEC Player of the Year (Media). Third in school history (Ronnie Brewer/Joe Johnson).
- Preseason first team All-SEC (Coaches).

>> GAME-BY-GAME STATS >>

Opponent	Date	gs	min	Total		3-Pointers		Free throws		Rebounds					pts	avg					
				fg-fga	pct	3fg-fga	pct	ft-fa	pct	off	def	tot	avg	pf			a	t/o	blk	stl	
FORT WAYNE	11/11/16	*	28	4-9	.444	0-0	.000	1-2	.500	3	6	9	9.0	4	3	0	7	1	9	9.0	
SOUTHERN ILLINOIS	11/14/16	*	22	4-10	.400	0-1	.000	7-7	1.000	1	6	7	8.0	1	0	1	5	1	15	12.0	
UT ARLINGTON	11/18/16	*	30	2-5	.400	0-0	.000	1-2	.500	1	2	3	6.3	4	1	3	4	1	5	9.7	
at Minnesota	11/22/16	*	27	3-8	.375	0-0	.000	4-5	.800	2	8	10	7.3	5	0	2	3	1	10	9.8	
MOUNT ST. MARY'S	11/28/16	*	26	3-8	.375	0-0	.000	3-6	.500	5	8	13	8.4	3	4	3	1	0	9	9.6	
STEPHEN F. AUSTIN	12/01/16	*	29	4-5	.800	0-0	.000	4-5	.800	1	5	6	8.0	2	2	1	0	2	12	10.0	
AUSTIN PEAY	12/03/16	*	22	4-7	.571	1-1	1.000	4-4	1.000	3	4	7	7.9	3	5	4	3	0	13	10.4	
HOUSTON	12/06/16	*	27	6-9	.667	0-0	.000	2-3	.667	4	5	9	8.0	2	1	3	2	1	14	10.9	
NORTH FLORIDA	12/10/16	*	26	5-7	.714	0-0	.000	3-4	.750	2	8	10	8.2	4	1	3	1	0	13	11.1	
vs Texas	12/17/16	*	32	2-8	.250	0-0	.000	3-3	1.000	1	9	10	8.4	1	0	2	5	0	7	10.7	
NORTH DAKOTA STATE	12/20/16	*	27	4-10	.400	0-1	.000	3-3	1.000	1	7	8	8.4	3	0	2	1	0	11	10.7	
vs Sam Houston State	12/22/16	*	23	5-9	.556	0-0	.000	7-9	.778	3	4	7	8.3	1	2	1	3	0	17	11.3	
FLORIDA	12/29/16	*	32	5-15	.333	0-0	.000	3-6	.500	5	9	14	8.7	3	1	3	4	0	13	11.4	
at Tennessee	01/03/17	*	31	3-10	.300	0-0	.000	1-5	.200	0	10	10	8.8	1	3	1	3	2	7	11.1	
at Kentucky	01/07/17	*	33	4-8	.500	1-1	1.000	5-5	1.000	1	6	7	8.7	4	2	2	1	1	14	11.3	
MISSISSIPPI STATE	01/10/17	*	29	7-12	.583	1-2	.500	4-6	.667	1	3	4	8.4	5	0	2	0	2	19	11.8	
MISSOURI	01/14/17	*	28	4-9	.444	0-0	.000	2-3	.667	3	5	8	8.4	1	3	4	3	0	10	11.6	
at Texas A&M	01/17/17	*	28	4-10	.400	1-1	1.000	3-4	.750	3	1	4	8.1	3	0	3	2	0	12	11.7	
LSU	01/21/17	*	29	10-18	.556	1-1	1.000	3-7	.429	3	4	7	8.1	2	2	3	1	1	24	12.3	
at Vanderbilt	01/24/17	*	30	4-7	.571	0-1	.000	2-3	.667	1	10	11	8.2	3	1	3	2	1	10	12.2	
at Oklahoma State	01/28/17	*	27	3-11	.273	0-1	.000	4-5	.800	2	2	4	8.0	2	0	0	4	0	10	12.1	
ALABAMA	02/01/17	*	27	2-4	.500	0-0	.000	11-12	.917	1	5	6	7.9	3	1	2	2	2	15	12.2	
at Missouri	02/04/17	*	23	1-3	.333	0-0	.000	2-3	.667	1	1	2	7.7	3	1	1	1	0	4	11.9	
VANDERBILT	02/07/17	*	34	3-7	.429	1-2	.500	4-6	.667	4	2	6	7.6	3	2	2	3	3	11	11.8	
at LSU	02/11/17	*	29	2-4	.500	0-0	.000	5-6	.833	0	5	5	7.5	2	2	2	5	0	9	11.7	
at South Carolina	02/15/17	*	29	5-9	.556	0-0	.000	6-7	.857	2	5	7	7.5	1	1	0	4	0	16	11.9	
OLE MISS	02/18/17	*	28	3-4	.750	0-0	.000	8-8	1.000	4	9	13	7.7	3	3	1	4	1	14	12.0	
TEXAS A&M	02/22/17	*	28	3-14	.214	0-0	.000	4-4	1.000	4	6	10	7.8	4	1	2	2	0	10	11.9	
at Auburn	02/25/17	*	15	2-6	.333	0-0	.000	4-4	1.000	2	4	6	7.7	4	1	2	2	0	8	11.8	
at Florida	03/01/17	*	31	6-12	.500	0-0	.000	5-8	.625	5	4	9	7.7	4	0	1	0	0	17	11.9	
GEORGIA	03/04/17	*	25	6-11	.545	0-1	.000	3-4	.750	3	6	9	7.8	1	2	1	2	0	15	12.0	
vs Ole Miss	03/10/17	*	26	3-9	.333	0-1	.000	2-2	1.000	3	3	6	7.7	3	1	1	4	0	8	11.9	
Totals			32	881	126-278	.453	6-14	.429	123-161	.764	75	172	247	7.7	88	46	61	84	20	381	11.9

Games played: 32
Minutes/game: 27.5
Points/game: 11.9

Rebounds/game: 7.7
Assists/game: 1.4
Turnovers/game: 1.9

>> CAREER STATISTICS AT ARKANSAS >>

			Total		3-Point		F-Throws		Rebounds											Scoring	
Season	gp-gs	min/avg	fg-fga	pct	fg-fga	pct	ft-fa	pct	off	def	tot	avg	pf	fo	ast	to	blk	stl	pts	avg	
2013-14	32-0	368/11.5	43-81	.531	1-2	.500	41-63	.651	39	63	102	3.2	41	0	7	14	49	14	128	4.0	
2014-15	36-4	391/10.9	49-101	.485	0-0	.000	33-53	.623	45	45	90	2.5	56	0	11	23	38	15	131	3.6	
2015-16	32-31	945/29.5	183-334	.548	0-0	.000	142-223	.637	103	196	299	9.3	94	4	39	65	76	36	508	15.9	
2016-17	32-32	881/27.5	126-278	.453	6-14	.429	123-161	.764	75	172	247	7.7	88	2	46	61	84	20	381	11.9	
TOTAL	132-67	2585/19.6	401-794	.505	7-16	.438	339-500	.678	262	476	738	5.6	279	6	103	163	247	85	1148	8.7	

>> SEASON/CAREER HIGHS >>

POINTS

Season: 24 vs. LSU (1/21/17)
Career: 26 at Dayton (12/30/15)

FIELD GOALS

Season: 10 vs. LSU (1/21/17)
Career: 11 vs. North Florida (12/22/15)

FIELD GOALS ATTEMPTED

Season: 18 vs. LSU (1/21/17)
Career: 18 vs. LSU (1/21/17)

3-POINT FIELD GOALS

Season: 1 (5x) last vs. LSU (1/21/17)
Career: 1 (6x) last vs. LSU (1/21/17)

3-POINT FG ATTEMPTS

Season: 2 vs. Mississippi State (1/10/17)
Career: 2 vs. Mississippi State (1/10/17)

FREE THROWS MADE

Season: 11 vs. Alabama (2/1/17)
Career: 11 vs. Alabama (2/1/17)

FREE THROWS ATTEMPTS

Season: 12 vs. Alabama (2/1/17)
Career: 14 vs. Auburn (2/17/16)

REBOUNDS

Season: 14 vs. No. 25 Florida (12/29/16)
Career: 14 (3x) last vs. No. 25 Florida (12/29/16)

ASSISTS

Season: 5 vs. Austin Peay (12/3/16)
Career: 5 vs. Austin Peay (12/3/16)

STEALS

Season: 3 vs. Vanderbilt (2/7/17)
Career: 4 (2x) last vs. Auburn (2/17/16)

BLOCKS

Season: 7 vs. Fort Wayne (11/11/16)
Career: 8 vs. Tennessee Tech (12/12/15)

MINUTES

Season: 33 at No. 6 Kentucky (1/7/17)
Career: 40 at Dayton (12/30/15)

GAME 1

Arkansas vs Fort Wayne

Nov. 11, 2016 at 7 p.m. at Fayetteville, Ark. (Bud Walton Arena)

Fort Wayne 83 • 0-1

#	Player	Total		3-Ptr		Rebounds			PF	TP	A TO Blk Stl				Min
		FG-FGA	FG-FGA	FT-FTA	Off Def Tot	PF	TP	A TO Blk Stl							
02	Stewart,Deangelo	f	1-9	1-6	0-0	2 2 4	3	3	0 1 0	1	22				
45	Calhoun,Brent	c	1-7	0-0	2-2	2 4 6	3	4	0 1 0	0	25				
00	Evans,Mo	g	5-10	1-4	2-2	0 1 1	2	13	3 4 0	1	25				
01	Scott,Bryson	g	2-10	2-7	7-14	2 4 6	4	13	3 5 0	1	27				
55	Konchar,John	g	4-8	1-1	8-10	5 7 12	2	17	4 1 1	2	37				
05	Charles Ruise Jr		0-4	0-3	0-1	1 0 1	1	0	0 0 0	0	12				
13	Levitich,Jax		0-0	0-0	0-0	0 1 1	0	0	0 0 0	0	2				
22	Taylor,Xzavier		5-8	0-0	2-5	3 0 3	4	12	0 0 0	0	15				
32	Harrell,Kason		4-7	3-6	3-4	1 2 3	1	14	1 0 1	0	25				
34	Talla,Racine		3-6	1-1	0-2	3 0 3	4	7	1 0 0	0	10				
Team					2 3 5										
Totals			25-69	9-28	24-40	21 24 45	24	83	12 12 2	5	200				

FG % 1st Half: 15-37 40.5% 2nd half: 10-32 31.3% Game: 25-69 36.2% Deadball Rebounds 8,3
 3FG % 1st Half: 6-18 33.3% 2nd half: 3-10 30.0% Game: 9-28 32.1%
 FT % 1st Half: 9-18 50.0% 2nd half: 15-22 68.2% Game: 24-40 60.0%

Arkansas 92 • 1-0

#	Player	Total		3-Ptr		Rebounds			PF	TP	A TO Blk Stl				Min
		FG-FGA	FG-FGA	FT-FTA	Off Def Tot	PF	TP	A TO Blk Stl							
13	Thomas, Dustin	f	4-6	0-0	2-3	1 5 6	5	10	0 3 0	0	18				
33	Kingsley, Moses	f	4-9	0-0	1-2	3 6 9	4	9	3 0 7	1	28				
00	Barford, Jaylen	g	4-9	1-1	1-2	1 4 5	3	10	4 2 0	1	27				
03	Hannahs, Dusty	g	7-17	1-6	8-10	1 0 1	1	23	2 1 0	1	30				
04	Macon, Daryl	g	5-11	2-6	1-2	2 5 7	3	13	5 4 0	4	33				
01	Thompson, Trey		2-2	0-0	1-2	0 4 4	3	5	1 0 2	0	13				
02	Bailey, Adrio		0-0	0-0	0-0	0 1 1	1	0	0 1 0	0	3				
05	Cook, Arlando		0-0	0-0	0-0	0 0 0	3	0	0 2 0	0	5				
21	Watkins, Manuale		5-6	0-0	0-0	0 3 3	2	10	2 0 0	0	27				
31	Beard, Anton		4-6	2-3	2-3	0 1 1	4	12	3 0 0	2	16				
Team					2 0 2										
Totals			35-66	6-16	16-24	10 29 39	29	92	20 13 9	9	200				

FG % 1st Half: 18-30 60.0% 2nd half: 17-36 47.2% Game: 35-66 53.0% Deadball Rebounds 2,2
 3FG % 1st Half: 5-8 62.5% 2nd half: 1-8 12.5% Game: 6-16 37.5%
 FT % 1st Half: 10-13 76.9% 2nd half: 6-11 54.5% Game: 16-24 66.7%

Officials: Mike Nance, Brian Shey, Rob Rorke
 Technical fouls: Fort Wayne-None. Arkansas-None.
 Attendance: 13787
 Estimated Actual Attendance: 7,504
 Fouled out: Arkansas #13, Thomas (1:35)

Score by periods	1st	2nd	Total
Fort Wayne	45	38	83
Arkansas	51	41	92

Last FG - FW 2nd-00:33, AR 2nd-01:00.
 Largest lead - FW by 6 1st-08:06, AR by 15 2nd-02:42.
 FW led for 07:16. AR led for 31:22. Game was tied for 00:52.

Score tied - 4 times.
 Lead changed - 4 times.

GAME 3

Arkansas vs UT Arlington

Nov. 18, 2016 at 7 p.m. at Fayetteville, Ark. (Bud Walton Arena)

UT Arlington 67 • 1-3

#	Player	Total		3-Ptr		Rebounds			PF	TP	A TO Blk Stl				Min
		FG-FGA	FG-FGA	FT-FTA	Off Def Tot	PF	TP	A TO Blk Stl							
34	Pope,Faith	f	1-5	0-1	3-4	2 3 5	3	5	0 0 1	2	13				
45	Bilbao,Jorge	f	1-4	0-0	2-2	6 3 9	3	4	0 2 0	0	28				
01	Neal,Erick	g	5-10	2-5	3-4	1 2 3	2	15	3 4 0	2	29				
04	Charles,Drew	g	4-6	3-5	0-0	0 1 1	1	11	2 2 0	0	26				
10	Jones,Jalen	g	3-10	3-6	1-2	2 1 3	4	10	2 1 0	0	26				
02	Bryant,DJ		1-2	0-1	0-0	0 0 0	2	2	2 1 0	1	11				
03	Hawkins,Nathan		1-2	0-1	0-0	0 1 1	3	2	0 1 1	0	14				
05	Wilson,Kaelon		3-8	2-5	0-0	0 2 2	1	8	2 3 1	1	22				
13	Kiris,Erkam		0-0	0-0	0-0	0 1 1	0	0	0 0 0	0	2				
20	Harris,Julian		1-3	0-0	0-0	1 1 2	1	2	0 0 0	0	6				
22	Kabadyundi,Link		0-1	0-0	0-0	0 0 0	1	0	0 0 0	0	5				
25	Hervy,Kevin		3-8	2-5	0-0	0 3 3	4	8	1 3 0	0	18				
Team					2 2 4										
Totals			23-59	12-29	9-12	14 20 34	25	67	12 18 3	6	200				

FG % 1st Half: 15-31 48.4% 2nd half: 8-28 28.6% Game: 23-59 39.0% Deadball Rebounds 2,1
 3FG % 1st Half: 8-15 53.3% 2nd half: 4-14 28.6% Game: 12-29 41.4%
 FT % 1st Half: 5-6 83.3% 2nd half: 4-6 66.7% Game: 9-12 75.0%

Arkansas 71 • 3-0

#	Player	Total		3-Ptr		Rebounds			PF	TP	A TO Blk Stl				Min
		FG-FGA	FG-FGA	FT-FTA	Off Def Tot	PF	TP	A TO Blk Stl							
13	Thomas, Dustin	f	1-3	0-0	6-8	2 4 6	4	8	2 1 1	2	28				
33	Kingsley, Moses	c	2-5	0-0	1-2	1 2 3	4	5	1 3 4	1	30				
00	Barford, Jaylen	g	6-12	1-2	4-6	3 3 6	1	17	2 6 0	3	31				
03	Hannahs, Dusty	g	2-10	2-7	5-6	1 0 1	1	11	2 0 0	1	27				
04	Macon, Daryl	g	2-6	0-3	3-4	0 2 2	4	7	0 1 0	2	26				
01	Thompson, Trey		1-2	0-0	1-1	3 1 4	2	3	0 2 0	0	7				
05	Cook, Arlando		0-2	0-0	1-2	1 0 1	0	1	0 1 1	1	13				
21	Watkins, Manuale		3-5	0-0	1-1	1 2 3	0	7	1 0 0	1	20				
31	Beard, Anton		4-8	2-3	2-2	1 5 6	2	12	2 0 0	0	18				
Team					1 2 3										
Totals			21-53	5-15	24-32	14 21 35	18	71	10 14 6	11	200				

FG % 1st Half: 9-29 31.0% 2nd half: 12-24 50.0% Game: 21-53 39.6% Deadball Rebounds 5,2
 3FG % 1st Half: 2-9 22.2% 2nd half: 3-6 50.0% Game: 5-15 33.3%
 FT % 1st Half: 12-15 80.0% 2nd half: 12-17 70.6% Game: 24-32 75.0%

Officials: Olandis Poole, Rusty Phillips, Garrick Shannon
 Technical fouls: UT Arlington-None. Arkansas-None.
 Attendance: 13587
 Estimated Actual Attendance: 6623

Score by periods	1st	2nd	Total
UT Arlington	43	24	67
Arkansas	32	39	71

Last FG - UTA 2nd-00:41, AR 2nd-00:58.
 Largest lead - UTA by 17 1st-12:37, AR by 7 2nd-10:36.
 UTA led for 26:34. AR led for 11:37. Game was tied for 01:49.

Score tied - 3 times.
 Lead changed - 1 time.

GAME 2

Arkansas vs Southern Illinois

Nov. 14, 2016 at 7 p.m. at Fayetteville, Ark. (Bud Walton Arena)

Southern Illinois 65 • 0-2

#	Player	Total		3-Ptr		Rebounds			PF	TP	A TO Blk Stl				Min
		FG-FGA	FG-FGA	FT-FTA	Off Def Tot	PF	TP	A TO Blk Stl							
33	O'Brien,Sean	f	3-8	0-1	0-0	0 2 2	4	6	0 4 0	0	21				
40	Boi,Thik	f	3-9	0-0	3-4	4 8 12	1	9	1 2 1	1	28				
01	Rodriguez,Mike	g	0-7	0-2	4-6	1 1 2	1	4	4 1 0	1	25				
05	Vincent,Leo	g	3-8	2-5	2-2	0 4 4	3	10	1 1 0	0	31				
22	Fletcher,Armon	g	5-7	3-4	0-0	2 3 5	3	13	1 3 0	3	32				
00	Wiley,Jonathan		1-4	0-1	0-0	0 2 2	1	2	0 3 0	0	9				
10	Cook,Aaron		1-2	0-1	4-4	0 0 0	0	6	3 1 0	2	18				
13	Lloyd,Sean		4-9	1-3	1-2	0 1 1	2	10	0 0 0	1	15				
15	Weihert,Austin		1-2	0-1	1-2	0 0 0	1	3	0 2 0	0	11				
24	Stradnieks,Rudy		1-4	0-0	0-0	3 0 3	0	2	0 0 0	1	10				
Team					2 1 3										
Totals			22-60	6-18	15-20	12 22 34	16	65	10 17 1	9	200				

FG % 1st Half: 8-33 24.2% 2nd half: 14-27 51.9% Game: 22-60 36.7% Deadball Rebounds 3
 3FG % 1st Half: 3-10 30.0% 2nd half: 3-8 37.5% Game: 6-18 33.3%
 FT % 1st Half: 6-8 75.0% 2nd half: 9-12 75.0% Game: 15-20 75.0%

Arkansas 90 • 2-0

#	Player		Total		3-Ptr		Rebounds			PF	TP					Min
			FG-FGA	FG-FGA	FT-FTA	Off	Def	Tot	A			TO	Blk	Stl		
13	Thomas, Dustin	f	1-3	0-0	0-0	1	0	1	1	2	4	0	0	1	18	
33	Kingsley, Moses	f	4-10	0-1	7-7	1	6	7	1	15	0	1	5	1	22	
00	Barford, Jaylen	g	4-7	1-2	0-2	0	2	2	2	9	2	2	0	0	22	
03	Hannahs, Dusty	g	5-7	5-6	4-4	1	4	5	2	19	1	1	0	0	20	
04	Macon, Daryl	g	4-6	4-6	0-0	0	2	2	2	12	5	0	1	1	20	
01	Thompson, Trey		1-3	0-0	2-2	1	3	4	3	4	1	1	0	1	15	
02	Bailey, Adrio		0-1	0-0	0-2	1	0	1	1	0	0	3	0	0	7	
05	Cook, Arlando		4-8	0-0	1-1	0	2	2	0	9	0	1	1	1	13	
12	Hazen, Brachen		0-0	0-0	0-0	1	1	2	3	0	0	4	0	0	8	
21	Watkins, Manuale		2-5	0-0	0-0	2	1	3	2	4	4	0	0	1	21	
23	Jones, CJ		3-5	2-4	3-3	0	2	2	2	11	0	0	0	0	17	
31	Beard, Anton		2-6	1-4	0-0	1	0	1	1	5	6	1	0	1	17	

GAME

5

Arkansas vs Mount St. Mary's
Nov. 28, 2016 at 7 p.m. at Fayetteville, Ark. (Bud Walton Arena)

Mount St. Mary's 76 • 1-7

#	Player	Total		3-Ptr		Rebounds			PF	TP	A TO Blk Stl					Min
		FG-FGA	FG-FGA	FT-FTA	FT-FTA	Off	Def	Tot			A	TO	Blk	Stl		
05	Wray,Chris	f	3-5	0-0	1-4	1	3	4	1	7	1	0	0	1		30
01	Salah,Mawdo	c	4-5	0-0	0-0	2	3	5	4	8	1	0	1	0		22
00	Robinson,Junior	g	2-8	2-5	1-2	0	0	0	4	7	3	3	1	0		37
23	Alexander,Greg	g	5-11	2-8	0-0	2	2	4	1	12	0	1	0	1		28
55	Long,Elijah	g	6-17	2-4	10-10	0	7	7	3	24	7	5	0	0		36
04	Nwandu,Khalid		0-0	0-0	0-0	0	1	1	0	0	0	0	0	0		4
10	Wilson,Miles		1-1	1-1	0-0	0	1	1	4	3	1	1	0	0		15
11	Miller,Will		3-10	3-10	0-0	0	3	3	2	9	0	0	0	0		16
12	Glover,Charles		2-3	0-1	0-0	0	0	0	0	4	0	0	0	0		6
20	Gurdon,Sean		0-0	0-0	0-0	0	0	0	0	0	1	0	0	0		1
21	Miller,Randy		0-0	0-0	0-0	0	0	0	0	0	1	1	0	1		3
25	Thurstun,Bryce		0-0	0-0	0-0	0	1	1	0	0	0	0	0	0		1
54	Gomes,Ryan		1-1	0-0	0-0	0	0	0	1	2	0	0	0	0		1
Team						2	2	4								
Totals			27-61	10-29	12-16	7	23	30	21	76	15	11	2	3		200
FG % 1st Half: 15-30		50.0%	2nd half: 12-31		38.7%	Game: 27-61		44.3%								
3FG % 1st Half: 4-11		36.4%	2nd half: 6-18		33.3%	Game: 10-29		34.5%								
FT % 1st Half: 3-3		100.0	2nd half: 9-13		69.2%	Game: 12-16		75.0%								
																Deadball Rebounds 3,1

Arkansas 89 • 4-1

#	Player	Total		3-Ptr		Rebounds			PF	TP	A TO Blk Stl					Min
		FG-FGA	FG-FGA	FT-FTA	FT-FTA	Off	Def	Tot			A	TO	Blk	Stl		
13	Thomas, Dustin	f	6-7	1-1	0-0	1	4	5	3	13	1	0	0	1		23
33	Kingsley, Moses	f	3-8	0-0	3-6	5	8	13	3	9	4	3	1	0		26
03	Hannahs, Dusty	g	4-14	0-5	4-4	1	1	2	1	12	1	1	0	1		20
21	Watkins, Manuale	g	4-6	0-0	0-0	2	4	6	0	8	4	0	0	2		22
31	Beard, Anton	g	4-8	2-3	1-2	3	1	4	0	11	3	1	0	0		23
00	Barford, Jaylen		5-8	2-4	1-1	0	1	1	2	13	1	0	0	2		23
01	Thompson, Trey		0-1	0-0	0-0	1	4	5	3	0	1	0	0	1		13
02	Bailey, Adrio		0-0	0-0	0-0	0	0	0	0	0	1	0	0	1		4
04	Macon, Daryl		4-7	2-3	5-6	0	0	0	3	15	2	1	0	0		18
05	Cook, Arlando		1-4	0-0	1-2	0	2	2	1	3	1	0	0	0		13
12	Hazen, Brachen		0-0	0-0	0-2	0	0	0	0	0	0	0	0	0		1
23	Jones, CJ		1-4	1-3	2-2	0	1	1	1	5	1	1	0	0		14
Team						1	1	2								
Totals			32-67	8-19	17-25	14	27	41	17	89	20	7	1	8		200
FG % 1st Half: 19-37		51.4%	2nd half: 13-30		43.3%	Game: 32-67		47.8%								
3FG % 1st Half: 5-9		55.6%	2nd half: 3-10		30.0%	Game: 8-19		42.1%								
FT % 1st Half: 2-4		50.0%	2nd half: 15-21		71.4%	Game: 17-25		68.0%								
																Deadball Rebounds 5,1

Officials: Mike Nance, Keith Kimble, Todd Austin
Technical fouls: Mount St. Mary's-None. Arkansas-None.
Attendance: 13321
Estimated Actual Attendance: 4,256

Score by periods			1st	2nd	Total						
Mount St. Mary's	37	39	76			Points	In	Off	2nd	Fast	
						Paint	Paint	T/O	Chance	Break	Bench
Arkansas	45	44	89			MOUNT	34	10	6	9	18
						AR	48	18	13	21	36

Last FG - MOUNT 2nd-00:18, AR 2nd-01:54.
Largest lead - MOUNT by 4 1st-18:27, AR by 21 2nd-06:41.
MOUNT led for 03:05, AR led for 35:10. Game was tied for 01:45.

Score tied - 1 time.
Lead changed - 3 times.

GAME

7

Arkansas vs Austin Peay
Dec. 3, 2016 at 7 p.m. at Fayetteville, Ark. (Bud Walton Arena)

Austin Peay 62 • 4-4

#	Player	Total		3-Ptr		Rebounds			PF	TP	A TO Blk Stl					Min
		FG-FGA	FG-FGA	FT-FTA	FT-FTA	Off	Def	Tot			A	TO	Blk	Stl		
03	Porter-Bunton,Chris	f	1-5	0-1	2-4	2	1	3	3	4	2	2	0	0		16
42	Jones,Kenny	f	4-10	0-0	0-1	4	1	5	2	8	1	1	0	1		26
02	Savage,Jared	g	2-7	2-5	0-0	2	2	4	2	6	0	0	1	0		38
04	Robinson,Josh	g	3-14	0-5	3-3	0	3	3	1	9	5	4	0	0		38
31	Murry,John	g	9-16	2-3	3-4	3	0	3	0	23	2	3	0	0		33
02	Diop,Assane		4-5	0-0	1-1	1	2	3	2	9	0	1	1	0		18
10	Ivory,Tre'		0-1	0-0	0-0	0	0	0	0	0	0	0	0	0		2
23	Harris,Steve		1-1	0-0	0-0	0	1	1	0	2	0	0	0	0		2
12	Dobbs,Jartavious		0-0	0-0	0-0	1	2	3	0	0	0	0	0	0		2
25	Clayton,Dre'Kalo		0-4	0-1	1-2	0	3	3	1	1	0	1	1	0		18
45	Glotta,Zach		0-2	0-2	0-0	1	0	1	0	0	0	1	0	0		7
Team						1	1	2								
Totals			24-65	4-17	10-15	15	16	31	11	62	10	13	3	1		200
FG % 1st Half: 12-30		40.0%	2nd half: 12-35		34.3%	Game: 24-65		36.9%								
3FG % 1st Half: 2-8		25.0%	2nd half: 2-9		22.2%	Game: 4-17		23.5%								
FT % 1st Half: 5-8		62.5%	2nd half: 5-7		71.4%	Game: 10-15		66.7%								
																Deadball Rebounds 2,1

Arkansas 99 • 6-1

#	Player	Total		3-Ptr		Rebounds			PF	TP	A TO Blk Stl				Min
		FG-FGA	FG-FGA	FT-FTA	Off	Def	Tot	A			TO	Blk	Stl		
13	Thomas, Dustin	f	3-6	0-1	1-2	0	3	3	2	7	4	1	0	0	16
33	Kingsley, Moses	f	4-7	1-1	4-4	3	4	7	3	13	5	4	3	0	22
00	Barford, Jaylen	g	5-10	1-3	1-1	0	6	6	2	12	4	0	1	2	21
04	Macon, Daryl	g	4-7	0-3	0-0	0	4	4	2	8	1	1	0	1	15
21	Watkins, Manuale	g	1-2	0-0	2-2	0	1	1	0	4	3	0	0	1	16
01	Thompson, Trey		2-2	0-0	0-0	2	2	4	0	4	1	0	2	2	13
02	Bailey, Adrio		7-8	0-0	0-0	4	3	7	2	14	2	2	2	1	18
03	Hannahs, Dusty		5-12	3-5	0-0	0	1	1	2	13	0	0	0	0	21
05	Cook, Arlando		2-4	0-0	0-0	3	0	3	1	4	2	0	0	1	15
12	Hazen, Brachen		1-2	0-0	0-0	1	0	1	1	2	0	0	0	0	9
15	Holmes, Jonathan		0-2	0-2	0-0	0	1	1	0	0	0	0	0	0	2
23	Jones, CJ		4-6	3-4	0-0	0	0	0	2	11	2	0	3	0	15
31	Beard, Anton		2-9	1-4	2-2	2	2	4	2	7	4	1	0	1	17
Team						4	1	5							
Totals			40-77	9-23	10-11	19	28	47	19	99	28	9	11	9	200
FG % 1st Half: 17-41		41.5%	2nd half: 23-36		63.9%	Game: 40-77		51.9%	Deadball						
3FG % 1st Half: 3-12		25.0%	2nd half: 6-11		54.5%	Game: 9-23		39.1%	Rebounds						
FT % 1st Half: 4-5		80.0%	2nd half: 6-6		100.0	Game: 10-11		90.9%	2.1						

GAME 9

Arkansas vs North Florida

Dec. 10, 2016 at 4:30 p.m. at Fayetteville, Ark. (Bud Walton Arena)

North Florida 76 • 3-8

#	Player	Total		3-Ptr	Rebounds			PF	TP	A TO Blk Stl					Min
		FG-FGA	FG-FGA		Off	Def	Tot			A	TO	Blk	Stl		
02	Aminu, Wajid	f	3-4	2-2	0-4	2	1	3	2	8	2	1	0	1	32
33	Banks, Romelo	c	2-6	0-0	0-2	1	4	5	4	4	0	2	0	0	31
11	Sams, Garrett	g	2-8	1-5	5-5	2	1	3	2	10	2	2	0	0	23
12	Bodager, Aaron	g	5-10	4-9	0-0	0	5	5	2	14	2	5	0	2	34
14	Moore, Dallas	g	12-20	4-9	6-6	0	2	2	2	34	3	1	0	1	37
01	Odum, Karlos		0-0	0-0	1-2	0	0	0	3	1	0	3	0	0	18
05	Fisher, CJ		0-1	0-0	0-0	0	0	0	1	0	0	1	0	0	3
10	Blount, Osborn		0-1	0-1	0-0	0	0	0	0	0	1	0	0	0	3
23	Malonga, Nick		2-5	1-3	0-0	0	3	3	5	5	0	3	0	0	16
50	Haid, Benedikt		0-1	0-1	0-0	0	1	1	0	0	0	0	0	0	3
	Team					2	3	5							
	Totals		26-56	12-30	12-19	7	20	27	21	76	9	19	0	4	200

FG % 1st Half: 15-33 45.5% 2nd half: 11-23 47.8% Game: 26-56 46.4% Deadball Rebounds 3.1
3FG % 1st Half: 7-17 41.2% 2nd half: 5-13 38.5% Game: 12-30 40.0%
FT % 1st Half: 7-9 77.8% 2nd half: 5-10 50.0% Game: 12-19 63.2%

Arkansas 91 • 8-1

#	Player	Total		3-Ptr	Rebounds			PF	TP	A TO Blk Stl					Min
		FG-FGA	FG-FGA		Off	Def	Tot			A	TO	Blk	Stl		
13	Thomas, Dustin	f	2-5	0-0	4-4	2	6	8	1	8	3	1	0	0	22
33	Kingsley, Moses	f	5-7	0-0	3-4	2	8	10	4	13	1	3	1	0	26
00	Barford, Jaylen	g	6-16	1-5	1-4	2	2	4	1	14	3	1	2	3	25
04	Macon, Daryl	g	3-6	2-5	5-5	0	4	4	2	13	4	3	0	3	23
21	Watkins, Manuale	g	2-6	0-0	3-4	2	2	4	2	7	4	2	0	3	22
01	Thompson, Trey		2-2	0-0	2-4	2	0	2	2	6	0	0	0	1	13
02	Bailey, Adrio		1-1	0-0	1-2	1	0	1	1	3	0	0	0	0	6
03	Hannahs, Dusty		5-10	2-6	5-5	0	1	1	0	17	3	2	1	0	25
05	Cook, Arlando		2-4	0-0	0-0	3	1	4	2	4	0	1	0	2	12
12	Hazen, Brachen		0-0	0-0	0-0	0	0	0	0	0	0	0	0	0	1
23	Jones, CJ		0-1	0-1	0-0	0	1	1	0	0	1	0	0	0	5
31	Beard, Anton		3-8	0-3	0-0	0	0	0	0	6	2	1	0	1	20
	Team					1	2	3							
	Totals		31-66	5-20	24-32	15	27	42	15	91	21	14	4	13	200

FG % 1st Half: 16-33 48.5% 2nd half: 15-33 45.5% Game: 31-66 47.0% Deadball Rebounds 7
3FG % 1st Half: 1-8 12.5% 2nd half: 4-12 33.3% Game: 5-20 25.0%
FT % 1st Half: 11-16 68.8% 2nd half: 13-16 81.3% Game: 24-32 75.0%

Officials: Mike Nance, Todd Austin, Nate Green
Technical fouls: North Florida-None. Arkansas-None.
Attendance: 13700
Estimated Actual Attendance: 7650
Fouled Out: North Florida, #23, Malonga (8:35 2H)

Score by periods				1st	2nd	Total	Points	In	Off	2nd	Fast	
North Florida				44	32	76	UNF	Paint	T/O	Chance	Break	Bench
Arkansas				44	47	91	AR	20	12	6	2	6
							38	21	22	10	36	

Last FG - UNF 2nd-03:30, AR 2nd-01:12.
Largest lead - UNF by 3 2nd-13:44, AR by 16 2nd-01:12.
UNF led for 06:15. AR led for 29:39. Game was tied for 04:06.

GAME 11

Arkansas vs North Dakota State

Dec. 20, 2016 at 6 p.m. at Fayetteville, Ark. (Bud Walton Arena)

North Dakota State 55 • 8-5

#	Player	Total		3-Ptr	Rebounds			PF	TP	A TO Blk Stl					Min
		FG-FGA	FG-FGA		Off	Def	Tot			A	TO	Blk	Stl		
21	A.J. Jacobson	f	2-7	1-5	1-2	0	4	4	3	6	1	2	0	0	28
42	Dylan Miller	f	1-4	0-0	0-0	0	1	1	2	2	1	0	0	0	14
02	Paul Miller	g	4-10	4-8	5-7	0	7	7	2	17	2	3	2	2	37
03	Carlin Dupree	g	3-10	0-2	2-2	0	3	3	2	8	2	4	0	1	30
13	Khy Kabellis	g	0-9	0-6	2-2	0	1	1	1	2	4	2	1	2	32
11	Jared Samuelson		0-0	0-0	0-0	0	0	0	0	0	1	0	0	0	1
12	Zach Rammelt		0-0	0-0	0-0	0	0	0	0	0	0	0	0	0	1
23	Deng Geu		2-5	0-2	0-0	0	2	2	1	4	0	1	0	0	8
24	Tyson Ward		4-6	2-4	0-2	0	1	1	2	10	0	0	0	1	22
30	Spencer Eliason		0-0	0-0	0-0	0	0	0	0	0	0	0	0	0	1
32	Evan Wesenberg		0-0	0-0	0-0	0	0	0	0	0	0	0	0	0	1
40	Dexter Werner		2-3	0-0	2-6	5	7	12	3	6	1	2	0	1	25
	Team					3	0	3							
	Totals		18-54	7-27	12-21	8	26	34	16	55	12	15	3	7	200

FG % 1st Half: 8-30 26.7% 2nd half: 10-24 41.7% Game: 18-54 33.3% Deadball Rebounds 5
3FG % 1st Half: 4-16 25.0% 2nd half: 3-11 27.3% Game: 7-27 25.9%
FT % 1st Half: 1-4 25.0% 2nd half: 11-17 64.7% Game: 12-21 57.1%

Arkansas 71 • 10-1

#	Player	Total		3-Ptr	Rebounds			PF	TP	A TO Blk Stl					Min
		FG-FGA	FG-FGA		Off	Def	Tot			A	TO	Blk	Stl		
13	Thomas, Dustin	f	2-6	0-0	2-2	2	0	2	4	6	0	0	0	0	13
33	Kingsley, Moses	f	4-10	0-1	3-3	1	7	8	3	11	0	2	1	0	27
00	Barford, Jaylen	g	2-7	0-2	0-0	1	2	3	2	4	2	3	0	0	22
04	Macon, Daryl	g	5-12	3-5	2-2	4	2	6	0	15	5	4	0	1	24
21	Watkins, Manuale	g	1-2	0-0	2-2	0	6	6	1	4	2	1	0	3	25
01	Thompson, Trey		1-2	0-0	0-0	0	4	4	4	2	0	2	2	0	12
02	Bailey, Adrio		1-2	0-0	0-1	0	1	1	0	2	0	0	0	1	9
03	Hannahs, Dusty		4-10	3-7	0-0	0	2	2	1	11	3	2	0	1	19
05	Cook, Arlando		1-3	0-0	2-2	1	2	3	0	4	1	0	0	0	13
12	Hazen, Brachen		0-0	0-0	1-2	0	0	0	0	1	0	0	0	0	1
23	Jones, CJ		0-0	0-0	0-0	0	2	2	0	0	0	1	0	0	11
31	Beard, Anton		3-7	3-6	2-2	0	1	1	3	11	0	2	0	0	24
	Team					3	0	3							
	Totals		24-61	9-21	14-16	12	29	41	18	71	13	16	4	6	200

FG % 1st Half: 11-30 36.7% 2nd half: 13-31 41.9% Game: 24-61 39.3% Deadball Rebounds 1.3
3FG % 1st Half: 3-8 37.5% 2nd half: 6-13 46.2% Game: 9-21 42.9%
FT % 1st Half: 2-3 66.7% 2nd half: 12-13 92.3% Game: 14-16 87.5%

Officials: Anthony Jordan, Tim Gattis, Will Howard
Technical fouls: North Dakota State-None. Arkansas-None.
Attendance: 16006
Estimated Actual Attendance: 8,621

Score by periods	1st	2nd	Total									
North Dakota State	21	34	55	Points	In	Off	2nd	Fast				
Arkansas	27	44	71	NDSU	Paint	T/O	Chance	Break	Bench			
				AR	18	19	5	2	20			
					24	15	16	5	31			

Last FG - NDSU 2nd-00:32, AR 2nd-00:02.
Largest lead - NDSU by 1 1st-16:53, AR by 20 2nd-04:11.
NDSU led for 00:40. AR led for 38:22. Game was tied for 00:57.

GAME 10

Arkansas vs Texas

Dec. 17, 2016 at 1:35 p.m. at Houston, Texas (Toyota Center)

Arkansas 77 • 9-1

#	Player	Total		3-Ptr	Rebounds			PF	TP	A TO Blk Stl					Min
		FG-FGA	FG-FGA		Off	Def	Tot			A	TO	Blk	Stl		
00	Barford, Jaylen	*	4-10	0-3	3-3	0	3	3	4	11	3	2	1	1	26
04	Macon, Daryl	*	4-12	1-5	14-14	1	3	4	1	23	3	1	0	1	29
13	Thomas, Dustin	*	0-3	0-0	0-0	2	1	3	4	0	0	0	1	0	21
21	Watkins, Manuale	*	3-4	0-0	0-0	1	3	4	2	6	0	1	0	1	20
33	Kingsley, Moses	*	2-8	0-0	3-3	1	9	10	1	7	0	2	5	0	32
01	Thompson, Trey		1-4	0-0	1-2	2	1	3	2	3	0	0	0	0	8
03	Hannahs, Dusty		5-11	3-6	2-3	0	0	0	3	15	1	2	0	2	24
05	Cook, Arlando		1-1	0-0	4-4	0	2	2	4	6	1	0	1	1	17
31	Beard, Anton		2-9	0-2	2-2	2	3	5	3	6	2	2	0	0	23
	Team					4	3	7							
	Totals		22-62	4-16	29-31	13	28	41	24	77	10	10	8	6	200

FG % 1st Half: 9-34 26.5% 2nd half: 13-28 46.4% Game: 22-62 35.5% Deadball Rebounds 1
3FG % 1st Half: 1-9 11.1% 2nd half: 3-7 42.9% Game: 4-16 25.0%
FT % 1st Half: 1-1 91.7% 2nd half: 18-19 94.7% Game: 29-31 93.5%

Texas 74 • 5-5

#	Player	Total		3-Ptr	Rebounds			PF	TP	A TO Blk Stl				Min	
		FG-FGA	FG-FGA	FT-FTA	Off	Def	Tot			A	TO	Blk	Stl		
00	Tevin Mack	*	7-16	4-8	2-7	4	8	12	1	20	1	2	0	0	38
01	Andrew Jones	*	4-6	1-3	8-11	0	2	2	4	17	7	2	0	3	32
12	Kerwin Roach Jr.	*	5-12	0-1	2-4	1	2	3	4	12	1	2	0	1	27
31	Jarrett Allen	*	5-10	0-0	1-4	4	6	10	3	11	2	2	2	1	33
32	Shaquille Cleare	*	3-6	0-0	4-4	4	3	7	4	10	1	0	2	0	23
03	Jacob Young		0-2	0-1	0-0	0	1	1	4	0	1	2	0	0	12
04	James Banks		1-2	0-0	0-0	0	1	1	2	2	0	0	1	0	8
05	Kendal Yancy		0-4	0-2	2-2	0	1	1	0	2	0	1	1	0	11
10	Eric Davis Jr.		0-4	0-2	0-0	0	2	2	1	0	0	1	1	0	16
	Team					4	2	6							
Totals			25-62	5-17	19-32	17	28	45	23	74	13	12	7	5	200

GAME 13

Arkansas vs No. 25 Florida
Dec. 29, 2016 at 8:05 p.m. at Fayetteville, Ark. (Bud Walton Arena)

Florida 81 • 10-3, 1-0 SEC

#	Player		Total		3-Ptr	Rebounds					PF	TP	A	TO	Blk	Stl	Min
			FG-FGA	FG-FGA		FT-FTA	Off	Def	Tot								
01	Robinson, Devin	f	6-11	0-5	5-7	1	6	7	3	17	0	1	3	1	1	31	
23	Leon, Justin	f	2-5	2-4	0-0	2	2	4	0	6	0	1	1	1	1	25	
13	Hayes, Kevarrus	c	4-5	0-0	2-5	4	2	6	4	10	0	1	1	1	1	22	
00	Hill, Kasey	g	4-12	0-0	2-5	0	2	2	1	10	6	4	0	1	1	33	
05	Allen, KeVaughn	g	7-16	5-9	2-2	0	2	2	1	21	0	0	0	1	1	34	
11	Chiozza, Chris		2-5	1-3	0-0	0	0	0	2	5	4	0	0	0	0	15	
15	Egbunu, John		2-6	0-0	1-2	5	6	11	5	5	1	1	1	1	1	16	
24	Barry, Canyon		1-4	0-3	0-0	0	1	1	1	2	2	0	0	0	0	12	
25	Stone, Keith		2-3	1-2	0-0	0	0	0	0	5	0	0	0	0	0	10	
32	Rimmer, Schuyler		0-0	0-0	0-0	0	0	0	0	0	0	0	0	0	0	2	
Team						4	0	4				1					
Totals			30-67	9-26	12-21	16	21	37	17	81	13	9	6	6	6	200	

FG % 1st Half: 17-41 41.5% 2nd half: 13-26 50.0% Game: 30-67 44.8% Deadball Rebounds 3.3
3FG % 1st Half: 5-15 33.3% 2nd half: 4-11 36.4% Game: 9-26 34.6%
FT % 1st Half: 5-9 55.6% 2nd half: 7-12 58.3% Game: 12-21 57.1%

Arkansas 72 • 11-2, 0-1 SEC

#	Player		Total		3-Ptr	Rebounds			PF	TP	A	TO	Blk	Stl	Min	
			FG-FGA	FG-FGA	FT-FTA	Off	Def	Tot								
13	Thomas, Dustin	f	1-4	0-0	0-0	0	2	2	3	2	2	2	0	0	12	
33	Kingsley, Moses	f	5-15	0-0	3-6	5	9	14	3	13	1	3	4	0	32	
03	Hannahs, Dusty	g	4-9	2-6	1-1	0	2	2	1	11	0	2	1	1	27	
04	Macon, Daryl	g	7-10	3-5	5-6	0	4	4	2	22	1	1	0	1	33	
21	Watkins, Manuale	g	2-5	0-0	0-0	3	3	6	2	4	2	0	0	0	23	
00	Barford, Jaylen		1-8	0-2	0-0	2	1	3	2	2	2	1	0	0	17	
01	Thompson, Trey		0-0	0-0	0-0	0	1	1	1	0	2	0	0	0	8	
02	Bailey, Adrio		0-0	0-0	0-0	0	1	1	0	0	0	1	0	0	3	
05	Cook, Arlando		2-5	0-0	4-4	0	2	2	3	8	1	1	1	0	21	
31	Beard, Anton		3-5	1-2	3-3	0	0	0	2	10	1	2	0	2	24	
Team						1	1	2								
Totals				25-61	6-15	16-20	11	26	37	19	72	12	13	6	4	200

FG % 1st Half: 11-29 37.9% 2nd half: 14-32 43.8% Game: 25-61 41.0% Deadball Rebounds 5.1
3FG % 1st Half: 3-7 42.9% 2nd half: 3-8 37.5% Game: 6-15 40.0%
FT % 1st Half: 10-11 90.9% 2nd half: 6-9 66.7% Game: 16-20 80.0%

Officials: Antonio Petty, Chuck Jones, Roger Ayers
Technical fouls: Florida-None. Arkansas-None.
Attendance: 20355
Estimated Actual Attendance: 16,035
Fouled out: Florida #15, Egbunu (2:53)

Score by periods	1st	2nd	Total
Florida	44	37	81
Arkansas	35	37	72

Last FG - UF 2nd-01:10, AR 2nd-00:10.
Largest lead - UF by 16 2nd-03:12, AR by 3 1st-14:09.
UF led for 34:13. AR led for 02:32. Game was tied for 03:15.

Points	In Paint	Off T/O	2nd Chance	Fast Break	Bench
UF	34	16	18	10	17
AR	34	19	12	7	20

Score tied - 5 times.
Lead changed - 5 times.

GAME 15

Arkansas at Kentucky
Jan. 7, 2017 at 7:30 p.m. at Lexington, Ky. (Rupp Arena)

Arkansas 71 • 12-3, 1-2

#	Player		Total		3-Ptr	Rebounds			PF	TP	A	TO	Blk	Stl	Min
			FG-FGA	FG-FGA		FT-FTA	Off	Def							
05	Cook, Arlando	f	3-5	0-0	0-0	0	1	1	0	6	0	0	0	1	15
33	Kingsley, Moses	f	4-8	1-1	5-5	1	6	7	4	14	2	2	1	1	33
03	Hannahs, Dusty	g	2-12	0-5	2-2	0	1	1	4	6	2	0	0	0	22
04	Macon, Daryl	g	5-12	3-7	2-2	0	0	0	3	15	1	0	0	0	26
21	Watkins, Manuale	g	4-6	0-0	0-0	1	6	7	3	8	1	0	0	0	32
00	Barford, Jaylen		6-9	0-1	2-3	3	1	4	4	14	0	5	0	0	17
01	Thompson, Trey		0-2	0-0	4-4	1	3	4	4	2	0	2	0	0	20
02	Bailey, Adrio		0-0	0-0	0-0	0	0	0	1	0	1	0	0	1	4
12	Hazen, Brachen		0-0	0-0	0-0	0	0	0	0	0	0	0	0	0	1
13	Thomas, Dustin		0-2	0-0	0-0	1	1	2	4	0	1	0	0	0	7
23	Jones, CJ		0-0	0-0	0-0	0	0	0	0	0	0	0	0	0	1
31	Beard, Anton		1-7	0-2	2-5	0	0	0	4	4	1	0	0	0	22
	Team					2	1	3				1			
Totals			25-63	4-16	17-21	9	20	29	31	71	11	8	3	3	200

FG % 1st Half: 13-32 40.6% 2nd half: 12-31 38.7% Game: 25-63 39.7% Deadball Rebounds 2.1
3FG % 1st Half: 2-7 28.6% 2nd half: 2-9 22.2% Game: 4-16 25.0%
FT % 1st Half: 10-12 83.3% 2nd half: 7-9 77.8% Game: 17-21 81.0%

Kentucky 97 • 13-2, 3-0

#	Player	Total		3-Ptr	Rebounds			PF	TP	A	TO	Blk	Stl	Min	
		FG-FA	FG-FGA		FT-FTA	Off	Def								Tot
03	Adebayo, Edrice	f	3-5	0-0	5-10	4	3	7	2	11	1	1	1	1	33
32	Gabriel, Wenyan	f	1-2	0-1	1-2	1	3	4	3	3	0	2	2	0	12
00	Fox, De'Aaron	g	10-16	0-2	7-7	0	6	2	27	6	2	0	1	36	
05	Monk, Malik	g	4-10	0-5	4-6	1	0	1	4	12	3	1	0	1	27
13	Briscoe, Isaiah	g	4-11	0-1	7-9	3	5	8	2	15	1	2	0	0	36
01	Killelea-Jones, Sacha		0-0	0-0	2-2	0	2	2	0	2	1	0	0	0	2
10	David, Jonny		0-0	0-0	0-0	0	0	0	0	0	0	0	0	0	0+
11	Mulder, Mychal		2-3	2-3	0-0	0	1	2	6	0	0	0	0	0	9
14	Wynyard, Tai		0-0	0-0	0-0	0	0	0	0	0	0	0	0	0	2
15	Humphries, Isaac		1-1	0-0	2-4	2	2	4	0	4	0	0	0	0	7
20	Calipari, Brad		0-0	0-0	0-0	0	0	0	0	0	0	0	0	0	2
25	Hawkins, Dominique		1-4	0-2	0-0	0	2	2	2	2	1	1	0	0	15
30	Pulliam, Dillon		0-0	0-0	0-0	0	0	0	0	0	0	0	0	0	0+
35	Willis, Derek		6-8	3-5	0-0	2	3	5	3	15	0	0	2	0	19
	Team					2	2	4							
Totals			32-60	5-19	28-40	15	29	44	20	97	13	9	5	3	200

FG % 1st Half: 15-30 50.0% 2nd half: 17-30 56.7% Game: 32-60 53.3% Deadball Rebounds 4.2
3FG % 1st Half: 3-10 30.0% 2nd half: 2-9 22.2% Game: 5-19 26.3%
FT % 1st Half: 8-12 66.7% 2nd half: 20-28 71.4% Game: 28-40 70.0%

Officials: Doug Shows, Terry Wymer, Alfred Smith
Technical fouls: Arkansas-Barford, Jaylen. Kentucky-Fox, De'Aaron.
Attendance: 24322

Score by periods	1st	2nd	Total
Arkansas	38	33	71
Kentucky	41	56	97

Last FG - AR 2nd-01:24, UK 2nd-00:53.
Largest lead - AR by 4 1st-08:04, UK by 26 2nd-00:21.
AR led for 03:21. UK led for 36:20. Game was tied for 00:19.

Points	In Paint	Off T/O	2nd Chance	Fast Break	Bench
AR	32	11	13	4	22
UK	46	16	21	24	29

Score tied - 2 times.
Lead changed - 6 times.

GAME 14

Arkansas at Tennessee
Jan. 3, 2017 at 5:30 p.m. at Knoxville, Tenn. (Thompson-Boling Arena)

Arkansas 82 • 12-2, 1-1 SEC

#	Player	Total		3-Ptr	Rebounds					PF	TP	A	TO	Blk	Stl	Min
		FG-FTA	FG-FGA	FT-FTA	Off	Def	Tot									
33	Kingsley, Moses	f	3-10	0-0	1-5	0	10	10	1	7	3	1	3	2	31	
5	Cook, Arlando	f	0-2	0-0	1-2	1	2	3	3	1	0	1	0	0	11	
21	Watkins, Manuale	g	4-6	0-0	0-2	1	2	3	1	8	0	1	0	0	21	
3	Hannahs, Dusty	g	5-8	2-4	1-1	0	2	2	3	13	1	0	0	0	27	
4	Macon, Daryl	g	1-6	1-4	12-13	0	2	2	2	15	1	3	0	0	26	
0	Barford, Jaylen		5-8	2-2	2-2	1	3	4	4	14	2	0	0	0	24	
1	Thompson, Trey		1-2	0-1	0-0	0	1	1	3	2	2	1	2	0	9	
13	Thomas, Dustin		2-4	0-0	2-2	0	7	7	5	6	0	1	0	2	26	
31	Beard, Anton		6-8	0-0	4-5	1	2	3	2	16	2	1	0	1	25	
Team						1	0	1								
Totals			27-54	5-11	23-32	5	31	36	24	82	11	9	5	5	200	

FG % 1st Half: 13-28 46.4% 2nd half: 14-26 53.8% Game: 27-54 50.0% Deadball Rebounds 2
3FG % 1st Half: 2-5 40.0% 2nd half: 3-6 50.0% Game: 5-11 45.5%
FT % 1st Half: 9-13 69.2% 2nd half: 14-19 73.7% Game: 23-32 71.9%

Tennessee 78 • 8-6, 1-1 SEC

#	Player		Total		3-Ptr	Rebounds			PF	TP	A	TO	Blk	Stl	Min
			FG-FGA	FG-FGA	FT-FTA	Off	Def	Tot							
1	Alexander, Kyle	f	0-1	0-0	2-2	0	2	2	3	2	0	0	1	0	9
2	Williams, Grant	f	3-5	0-0	9-14	6	5	11	4	15	0	1	2	1	28
1	Turner, Lamonte	g	2-6	1-5	0-2	0	0	0	3	5	2	2	0	0	18
23	Bowden, Jordan	g	0-0	0-0	0-0	0	2	2	0	0	1	1	0	0	5
3	Hubbs III, Robert	g	9-14	0-0	3-4	2	5	7	4	21	2	2	0	2	29
0	Bone, Jordan		3-10	0-2	0-0	0	1	1	3	6	3	1	0	0	20
12	Parker, Kwe		2-7	0-3	0-0	0	0	0	0	4	2	0	0	1	16
15	Mostella, Detrick		5-12	3-7	3-5	0	4	4	3	16	1	0	0	0	23
1	Evans, Lew		0-3	0-1	2-2	0	1	1	1	2	2	0	0	0	17
5	Phillips, Shembari		0-2	0-0	0-0	1	6	7	2	0	2	1	0	0	22
25	Schofield, Admiral		1-4	1-1	4-4	3	3	6	0	7	0	0	0	0	13
	Team					2	0	2							
Totals			25-64	5-19	23-33	14	29	43	23	78	15	8	3	4	200

GAME 17

Arkansas vs Missouri Jan. 14, 2017 at 5:01 p.m. at Fayetteville, Ark. (Bud Walton Arena)

Missouri 73 • 5-11, 0-4 SEC

#	Player	Total		3-Ptr		Rebounds			PF	TP	A	TO	Blk	Stl	Min
		FG-FGA	FG-FGA	FT-FTA	Off Def Tot	PF	TP	A							
21	Barnett, Jordan	f	6-11	2-5	0-1	2	4	6	5	14	2	2	0	4	25
24	Puryear, Kevin	f	3-8	0-1	5-6	1	3	4	1	11	1	0	1	0	31
25	Woods, Russell	f	2-5	0-0	1-4	2	1	3	4	5	0	0	0	1	24
11	Walton, KJ	g	1-4	1-2	3-6	0	4	4	1	6	2	2	0	0	23
15	Geist, Jordan	g	3-6	0-3	7-11	0	3	3	3	13	0	2	0	0	30
01	Phillips, Terrence	g	3-10	3-8	4-4	0	2	2	3	13	4	2	0	2	31
03	Hughes, Frankie	g	2-7	2-6	0-0	0	2	2	0	6	1	4	0	0	17
14	Nikko, Reed	g	1-5	0-0	0-0	5	1	6	2	2	1	0	0	0	11
32	Wolf, Adam	g	0-0	0-0	0-0	0	0	0	0	0	0	0	0	0	0+
33	Vanleer, Cullen	g	1-1	1-1	0-0	1	0	1	1	3	1	1	0	0	8
Team						3	1	4							
Totals			22-57	9-26	20-32	14	21	35	20	73	12	14	1	7	200

FG % 1st Half: 10-34 29.4% 2nd half: 12-23 52.2% Game: 22-57 38.6%
3FG % 1st Half: 5-15 33.3% 2nd half: 4-11 36.4% Game: 9-26 34.6%
FT % 1st Half: 11-13 84.6% 2nd half: 9-19 47.4% Game: 20-32 62.5%

Arkansas 92 • 13-4, 2-3 SEC

#	Player	Total		3-Ptr		Rebounds			PF	TP	A	TO	Blk	Stl	Min
		FG-FGA	FG-FGA	FT-FTA	Off Def Tot	PF	TP	A							
13	Thomas, Dustin	f	1-3	0-0	1-2	0	2	2	4	3	0	1	0	0	18
33	Kingsley, Moses	f	4-9	0-0	2-3	3	5	8	1	10	3	4	3	0	28
00	Barford, Jaylen	g	6-8	0-2	1-1	0	6	6	4	13	2	0	0	1	20
04	Macon, Daryl	g	6-11	4-8	1-2	1	3	4	3	17	6	2	0	2	27
31	Beard, Anton	g	3-5	1-2	4-4	0	2	2	5	11	3	4	0	1	27
01	Thompson, Trey	g	3-3	0-0	2-2	2	2	4	3	8	0	1	2	0	16
02	Bailey, Adrio	g	0-1	0-0	0-0	1	1	0	0	0	0	0	0	0	4
03	Hannahs, Dusty	g	5-11	2-5	4-4	1	2	3	1	16	3	2	0	0	25
05	Cook, Arlando	g	0-0	0-0	0-0	0	1	1	0	0	0	0	0	0	7
12	Hazen, Brachen	g	0-0	0-0	0-0	0	1	1	0	0	0	0	0	0	1
15	Holmes, Jonathan	g	0-0	0-0	0-0	0	0	0	0	0	0	0	0	0	0+
21	Watkins, Manuale	g	3-6	1-4	1-2	1	1	2	3	8	1	0	0	0	22
23	Jones, CJ	g	2-2	2-2	0-0	0	1	1	1	6	0	0	0	1	5
Team						0	1	1							
Totals			33-59	10-23	16-22	9	27	36	25	92	18	14	5	5	200

FG % 1st Half: 20-36 55.6% 2nd half: 13-23 56.5% Game: 33-59 55.9%
3FG % 1st Half: 6-15 40.0% 2nd half: 4-10 40.0% Game: 10-23 43.5%
FT % 1st Half: 4-6 66.7% 2nd half: 12-16 75.0% Game: 16-22 72.7%

Officials: Joe Lindsay, William Covington, Rob Rorkke
Technical fouls: Missouri-Geist, Jordan. Arkansas-None.
Attendance: 15,424
Estimated Actual Attendance: 11,182
Fouled Out: Missouri #21 J. Barnett at 4:29 2H
Arkansas #31 A. Beard at 1:30 2H

Score by periods		1st	2nd	Total
Missouri		36	37	73
Arkansas		50	42	92

Last FG - MU-M 2nd-02:40, AR 2nd-00:35.
Largest lead - MU-M None, AR by 22 2nd-17:00.
MU-M led for 00:00. AR led for 37:32. Game was tied for 01:48.

GAME 19

Arkansas vs LSU Jan. 21, 2017 at 7:30 p.m. at Fayetteville, Ark. (Bud Walton Arena)

LSU 86 • 9-9, 1-6 SEC

#	Player	Total		3-Ptr		Rebounds			PF	TP	A	TO	Blk	Stl	Min
		FG-FGA	FG-FGA	FT-FTA	Off Def Tot	PF	TP	A							
01	REATH, DUOP	f	7-11	0-0	3-10	5	2	7	4	17	0	3	2	1	34
21	Epps, Aaron	f	2-8	0-1	0-2	4	1	5	3	4	0	0	0	0	19
02	BLAKENEY, ANTONIO	g	5-12	2-5	2-3	1	3	4	3	14	1	2	0	1	33
04	MAYS, SKYLAR	g	6-9	1-2	9-11	0	3	3	3	22	6	2	0	2	32
11	Patterson, Jalyn	g	2-7	1-5	0-0	0	5	5	1	5	4	1	1	0	26
00	SAMPSON, BRANDON	g	6-9	3-5	0-2	0	2	2	3	15	1	1	1	0	24
03	ROBINSON III, ELBERT	g	0-0	0-0	0-0	0	0	0	1	0	0	2	0	0	4
05	HAYWARD, KIERAN	g	0-2	0-2	0-0	0	0	0	0	3	0	0	0	0	6
10	Jenkins, Brandon	g	0-0	0-0	0-0	0	0	0	0	0	0	0	0	0	2
44	Sims, Wayde	g	4-4	0-0	1-2	0	1	1	3	9	2	1	0	0	20
Team						1	2	3							
Totals			32-62	7-20	15-30	11	19	30	24	86	14	12	4	4	200

FG % 1st Half: 12-32 37.5% 2nd half: 20-30 66.7% Game: 32-62 51.6%
3FG % 1st Half: 2-12 16.7% 2nd half: 5-8 62.5% Game: 7-20 35.0%
FT % 1st Half: 11-16 68.8% 2nd half: 4-14 28.6% Game: 15-30 50.0%

Arkansas 99 • 15-4, 4-3 SEC

#	Player	Total		3-Ptr		Rebounds			PF	TP	A	TO	Blk	Stl	Min
		FG-FGA	FG-FGA	FT-FTA	Off Def Tot	PF	TP	A							
05	Cook, Arlando	f	2-3	0-0	4-7	2	4	6	5	8	2	2	0	0	19
33	Kingsley, Moses	f	10-18	1-1	3-7	3	4	7	2	24	2	3	1	1	29
00	Barford, Jaylen	g	5-12	0-2	4-7	0	4	4	1	14	3	1	0	0	35
04	Macon, Daryl	g	4-9	3-7	4-4	3	4	7	3	15	1	2	0	1	31
31	Beard, Anton	g	5-7	2-2	4-4	0	2	2	4	16	7	0	0	0	34
01	Thompson, Trey	g	3-3	0-0	0-0	1	4	5	3	6	3	0	0	1	16
02	Bailey, Adrio	g	0-0	0-0	0-0	1	3	4	2	0	1	0	0	0	8
03	Hannahs, Dusty	g	3-7	2-3	6-6	2	1	3	1	14	0	4	0	0	17
13	Thomas, Dustin	g	1-2	0-0	0-0	2	2	4	4	2	0	1	0	0	6
21	Watkins, Manuale	g	0-0	0-0	0-0	0	0	0	0	0	1	0	0	0	2
23	Jones, CJ	g	0-1	0-1	0-0	0	0	0	1	0	0	0	0	0	3
Team						1	1	2							
Totals			33-62	8-16	25-35	15	29	44	26	99	20	13	1	3	200

FG % 1st Half: 15-27 55.6% 2nd half: 18-35 51.4% Game: 33-62 53.2%
3FG % 1st Half: 6-12 50.0% 2nd half: 2-4 50.0% Game: 8-16 50.0%
FT % 1st Half: 11-11 100.0 2nd half: 14-24 58.3% Game: 25-35 71.4%

Officials: Anthony Jordan, Brian Shey, Garrick Shannon
Technical fouls: LSU-None. Arkansas-None.
Attendance: 16,333
Estimated Actual Attendance: 16,099
Fouled out: Arkansas #5, Cook (2:30 2H)

Score by periods		1st	2nd	Total
LSU		37	49	86
Arkansas		47	52	99

Last FG - LSU 2nd-03:34, AR 2nd-00:34.
Largest lead - LSU None, AR by 17 2nd-05:35.
LSU led for 00:00. AR led for 38:59. Game was tied for 01:01.

GAME 18

Arkansas at Texas A&M Jan. 17, 2017 at 6 p.m. at College Station, Texas (Reed Arena)

Arkansas 62 • 14-4; 3-3 SEC

#	Player	Total		3-Ptr		Rebounds			PF	TP	A	TO	Blk	Stl	Min
		FG-FGA	FG-FGA	FT-FTA	Off Def Tot	PF	TP	A							
00	Barford, Jaylen	*	2-9	0-2	0-2	0	3	3	3	4	2	1	0	0	23
04	Macon, Daryl	*	3-10	1-5	9-12	0	4	4	0	16	1	3	1	1	26
13	Thomas, Dustin	*	2-4	0-0	0-0	0	2	2	3	4	2	1	0	0	19
31	Beard, Anton	*	1-3	0-1	0-0	1	0	1	1	2	0	2	0	1	21
33	Kingsley, Moses	*	4-10	1-1	3-4	3	1	4	3	12	0	3	2	0	28
01	Thompson, Trey	*	0-0	0-0	0-0	1	2	3	2	0	2	0	2	0	12
03	Hannahs, Dusty	*	3-7	2-4	1-2	0	1	1	1	9	1	1	0	1	27
05	Cook, Arlando	*	3-4	0-0	0-1	2	5	7	4	6	2	0	1	2	21
21	Watkins, Manuale	*	3-5	3-3	0-0	1	5	6	2	9	2	2	0	0	23
Team						3	2	5							
Totals			21-52	7-16	13-21	11	25	36	19	62	12	13	6	8	200

FG % 1st Half: 12-28 42.9% 2nd half: 9-24 37.5% Game: 21-52 40.4%
3FG % 1st Half: 3-7 42.9% 2nd half: 4-9 44.4% Game: 7-16 43.8%
FT % 1st Half: 3-4 75.0% 2nd half: 10-17 58.8% Game: 13-21 61.9%

Texas A&M 60 • 9-8; 1-5 SEC

#	Player	Total		3-Ptr		Rebounds			PF	TP	A	TO	Blk	Stl	Min
		FG-FGA	FG-FGA	FT-FTA	Off	Def	Tot								
01	DJ Hogg	*	2-12	1-6	5-6	2	3	5	0	10	3	0	0	0	38
03	Admon Gilder	*	5-9	4-6	2-2	0	0	0	3	16	3	3	0	2	39
12	Chris Collins	*	0-2	0-2	0-0	0	2	2	5	0	3	1	0	2	18
34	Tyler Davis	*	4-5	0-0	6-6	1	6	7	3	14	3	2	0	0	28
44	Robert Williams	*	4-9	0-1	1-2	3	7	10	3	9	1	3	2	1	28
05	JC Hampton		2-7	1-4	1-1	0	2	2	1	6	1	0	0	2	21
10	Tonny Trocha-Morelos		2-5	0-1	1-2	1	3	4	3	5	0	3	2	1	22
23	Caleb Smith		0-1	0-0	0-0	0	0	0	0	0	0	0	0	0	3
42	Tavario Miller		0-0	0-0	0-0	0	0	0	1	0	0	0	0	0	3
	Team					0	2	2							
	Totals		19-50	6-20	16-19	7	25	32	19	60	14	12	4	8	200

GAME 21

Arkansas at Oklahoma State
Jan. 28, 2017 at 3:05 p.m. at Stillwater, Okla. (Gallagher-Iba Arena)

Arkansas 71 • 16-5, 5-3 SEC

#	Player	Total		3-Ptr		Rebounds			PF	TP	A TO Blk Stl				Min
		FG-FGA	FG-FGA	FT-FTA	Off Def Tot	PF	TP	A TO Blk Stl							
05	Cook, Arlando	f	0-2	0-0	0-0	1 0 1	1 0	0 2 0 0	7						7
33	Kingsley, Moses	f	3-11	0-1	4-5	2 2 4	2 10	0 0 4 0	27						27
00	Barford, Jaylen	g	8-13	2-3	3-4	1 2 3	3 21	2 2 0 0	28						28
04	Macon, Daryl	g	0-8	0-6	0-0	0 1 1	3 0	1 0 0 0	25						25
31	Beard, Anton	g	3-7	2-3	3-4	0 2 2	3 11	1 2 0 1	28						28
01	Thompson, Trey	g	0-0	0-0	0-0	0 0 0	3 0	1 0 0 0	13						13
02	Bailey, Adrio	g	1-1	0-0	0-0	0 4 4	1 2	1 0 0 0	12						12
03	Hannahs, Dusty	g	4-10	0-3	5-6	1 2 3	3 13	0 3 0 0	24						24
13	Thomas, Dustin	g	3-3	0-0	3-3	3 2 5	2 9	1 2 0 2	17						17
21	Watkins, Manuale	g	2-3	1-2	0-1	0 0 0	4 5	0 0 0 1	17						17
23	Jones, CJ	g	0-0	0-0	0-0	0 0 0	0 0	0 1 0 0	2						2
Team					3 3 6	1									
Totals			24-58	5-18	18-23	11 18 29	26 71	7 12 4 4	200						

FG % 1st Half: 12-30 40.0% 2nd half: 12-28 42.9% Game: 24-58 41.4%
3FG % 1st Half: 3-10 30.0% 2nd half: 2-8 25.0% Game: 5-18 27.8%
FT % 1st Half: 6-7 85.7% 2nd half: 12-16 75.0% Game: 18-23 78.3%

Deadball
Rebounds
1

Oklahoma State 99 • 13-8, 2-6 Big 12

#	Player	Total		3-Ptr		Rebounds			PF	TP	A TO Blk Stl				Min
		FG-FGA	FG-FGA	FT-FTA	Off Def Tot	PF	TP	A TO Blk Stl							
23	Hammonds, Leyton	f	4-5	2-2	0-0	1 4 5	3 10	1 0 0 1	22						22
30	Carroll, Jeffrey	f	6-15	0-3	8-10	2 5 7	4 20	3 0 0 1	27						27
41	Solomon, Mitchell	c	0-3	0-0	2-2	5 2 7	3 2	0 2 1 0	14						14
01	Evans, Jawun	g	4-8	1-2	7-8	2 5 7	1 16	8 1 0 1	29						29
13	Forté, Phil	g	6-12	4-9	2-2	0 0 0	0 18	6 1 0 1	32						32
00	Averette, Brandon	g	3-6	0-1	2-2	0 2 2	0 8	0 1 0 0	17						17
04	Dziagwa, Thomas	g	0-1	0-1	0-0	0 1 1	0 0	0 0 0 0	3						3
12	McGriff, Cameron	g	1-2	0-0	2-2	2 0 2	1 4	3 1 0 0	15						15
14	N'Guessan, Lucas	g	3-4	0-0	0-2	1 1 2	4 6	1 0 0 0	13						13
21	Waters, Lindy	g	2-3	1-1	0-0	1 2 3	3 5	1 0 0 0	11						11
24	Dillard, Davon	g	4-7	1-1	1-1	2 1 3	1 10	1 1 0 0	13						13
32	Underwood, Tyler	g	0-0	0-0	0-0	0 1 1	0 0	0 0 0 1	1						1
33	Reeves, Trey	g	0-0	0-0	0-0	0 0 0	0 0	0 0 0 0	1						1
34	Lienhard, Will	g	0-0	0-0	0-0	0 0 0	0 0	0 0 0 0	2						2
Team					1 3 4										
Totals			33-66	9-20	24-29	17 27 44	20 99	24 7 1 5	200						

FG % 1st Half: 19-35 54.3% 2nd half: 14-31 45.2% Game: 33-66 50.0%
3FG % 1st Half: 5-10 50.0% 2nd half: 4-10 40.0% Game: 9-20 45.0%
FT % 1st Half: 16-19 84.2% 2nd half: 8-10 80.0% Game: 24-29 82.8%

Deadball
Rebounds
3

Officials: John Higgins, Chris Rastatter, Marques Pettigrew
Technical fouls: Arkansas-TEAM. Oklahoma State-None.
Attendance: 13611

Score by periods	1st	2nd	Total
Arkansas	33	38	71
Oklahoma State	59	40	99

Last FG - AR 2nd-04:53, OSU 2nd-00:24.
Largest lead - AR None, OSU by 30 2nd-17:39.
AR led for 00:00. OSU led for 39:43. Game was tied for 00:17.

Score tied - 0 times.
Lead changed - 0 times.

GAME 23

Arkansas at Missouri
Feb. 4, 2017 at 5 p.m. at Columbia, Mo. (Mizzou Arena)

Arkansas 78 • 17-6, 6-4

#	Player	Total		3-Ptr		Rebounds			PF	TP	A TO Blk Stl				Min
		FG-FGA	FG-FGA	FT-FTA	Off Def Tot	PF	TP	A TO Blk Stl							
00	Barford, Jaylen	*	8-16	0-3	7-8	1 1 2	2 23	0 5 0 2	29						29
04	Macon, Daryl	*	4-9	3-6	4-5	0 3 3	5 15	3 4 0 1	29						29
13	Thomas, Dustin	*	1-1	0-0	1-1	1 5 6	2 3	0 2 0 0	14						14
31	Beard, Anton	*	2-2	1-1	0-1	0 0 0	5 5	2 1 0 0	26						26
33	Kingsley, Moses	*	1-3	0-0	2-3	1 1 2	3 4	1 1 1 0	23						23
01	Thompson, Trey	g	1-2	0-0	0-0	2 2 4	1 2	1 2 0 2	18						18
02	Bailey, Adrio	g	0-0	0-0	0-0	0 1 1	1 0	0 0 0 0	4						4
03	Hannahs, Dusty	g	3-8	2-5	4-4	0 0 0	1 12	2 2 0 0	25						25
05	Cook, Arlando	g	2-5	0-0	1-4	4 1 5	1 5	0 0 0 0	10						10
21	Watkins, Manuale	g	4-5	1-1	0-1	1 5 6	3 9	2 0 0 1	22						22
Team					2 2 4										
Totals			26-51	7-16	19-27	12 21 33	24 78	11 17 1 6	200						

FG % 1st Half: 11-22 50.0% 2nd half: 15-29 51.7% Game: 26-51 51.0%
3FG % 1st Half: 3-6 50.0% 2nd half: 4-10 40.0% Game: 7-16 43.8%
FT % 1st Half: 9-14 64.3% 2nd half: 10-13 76.9% Game: 19-27 70.4%

Deadball
Rebounds
1,1

Missouri 83 • 6-16, 1-9

#	Player	Total		3-Ptr		Rebounds			PF	TP	A TO Blk Stl				Min
		FG-FGA	FG-FGA	FT-FTA	Off Def Tot	PF	TP	A TO Blk Stl							
01	Phillips, Terrence	*	1-5	0-2	5-6	0 2 2	4 7	6 2 0 2	24						24
11	Walton, KJ	*	6-9	1-3	3-5	0 3 3	3 16	0 1 0 2	25						25
24	Puryear, Kevin	*	7-13	1-2	0-0	3 5 8	0 15	0 1 0 0	36						36
25	Woods, Russell	*	1-1	0-0	6-6	0 3 3	3 8	1 2 0 1	30						30
33	Vanleer, Cullen	*	5-9	2-6	0-0	0 0 0	4 12	0 2 1 1	32						32
03	Hughes, Frankie	g	0-0	0-0	0-0	0 1 1	2 0	0 1 0 0	5						5
14	Nikko, Reed	g	1-2	0-0	0-1	0 1 1	2 2	1 0 0 0	9						9
15	Geist, Jordan	g	1-5	0-3	4-5	0 1 1	2 6	5 1 0 1	18						18
21	Barnett, Jordan	g	5-9	2-5	5-6	1 3 4	3 17	0 0 0 1	21						21
Team					2 1 3										
Totals			27-53	6-21	23-29	6 20 26	23 83	13 10 1 8	200						

FG % 1st Half: 16-26 61.5% 2nd half: 11-27 40.7% Game: 27-53 50.9%
3FG % 1st Half: 4-10 40.0% 2nd half: 2-11 18.2% Game: 6-21 28.6%
FT % 1st Half: 11-14 78.6% 2nd half: 12-15 80.0% Game: 23-29 79.3%

Deadball
Rebounds
4

Officials: Pat Adams, Glenn Tuitl, Rusty Phillips
Technical fouls: Arkansas-Kingsley, Moses. Missouri-None.
Attendance: 11434
Estimate Actual: 8,211
#RallyForRhyann

Score by periods	1st	2nd	Total
Arkansas	34	44	78
Missouri	47	36	83

Last FG - AR 2nd-00:15, MU-M 2nd-02:16.
Largest lead - AR by 3 1st-19:56, MU-M by 15 1st-05:58.
AR led for 02:04. MU-M led for 36:52. Game was tied for 01:04.

Score tied - 2 times.
Lead changed - 2 times.

GAME 22

Arkansas vs Alabama
Feb. 1, 2017 at 6 p.m. at Fayetteville, Ark. (Bud Walton Arena)

Alabama 68 • 13-8, 6-3 SEC

#	Player	Total		3-Ptr		Rebounds			PF	TP	A TO Blk Stl				Min
		FG-FGA	FG-FGA	FT-FTA	Off Def Tot	PF	TP	A TO Blk Stl							
01	Norris, Riley	f	3-5	2-4	0-0	1 2 3	2 8	0 2 0 2	24						24
21	Olaniyan, Bola	f	2-3	0-0	1-1	3 6 9	3 5	0 3 0 0	20						20
25	Key, Braxton	f	2-8	2-4	6-8	1 3 4	4 12	2 4 0 2	31						31
35	Hall, Donta	f	3-6	0-0	0-1	3 3 6	3 6	2 0 0 0	27						27
12	Ingram, Dazon	g	5-7	1-1	3-4	0 3 3	3 14	1 3 0 0	23						23
02	Schaffer, Lawson	g	0-1	0-1	2-2	0 1 1	0 2	2 0 0 0	3						3
03	Collins, Corban	g	1-4	0-3	0-1	1 2 3	3 2	4 3 0 0	23						23
05	Johnson Jr, Avery	g	1-8	1-2	0-0	0 1 1	2 3	1 1 0 0	19						19
10	Taylor, Jimmie	g	2-4	0-0	2-2	0 0 0	2 6	1 0 0 0	14						14
22	Davis, Armond	g	2-7	0-3	6-6	0 3 3	0 10	0 1 2 0	16						16
Team					2 1 3										
Totals			21-53	6-18	20-25	11 25 36	22 68	13 18 2 4	200						

FG % 1st Half: 10-25 40.0% 2nd half: 11-28 39.3% Game: 21-53 39.6%
3FG % 1st Half: 3-8 37.5% 2nd half: 3-10 30.0% Game: 6-18 33.3%
FT % 1st Half: 4-5 80.0% 2nd half: 16-20 80.0% Game: 20-25 80.0%

Deadball
Rebounds
2

Arkansas 87 • 17-5, 6-3 SEC

#	Player		Total		3-Ptr		Rebounds			PF	TP	A				Min
			FG-FGA	FG-FGA	FT-FTA	Off	Def	Tot	To			Blk	Stl			
05	Cook, Arlando	f	1-1	0-0	0-0	1	0	1	3	2	0	2	0	0	11	
33	Kingsley, Moses	f	2-4	0-0	11-12	1	5	6	3	15	1	2	2	2	27	
00	Barford, Jaylen	g	6-12	0-3	1-3	2	3	5	0	13	4	1	0	1	27	
04	Macon, Daryl	f	4-8	3-4	1-1	0	1	1	2	12	4	1	0	0	27	
31	Beard, Antion	g	2-8	1-4	0-0	1	3	4	1	5	2	3	0	1	27	
01	Thompson, Trey	f	0-0	0-0	0-0	1	1	2	2	0	3	0	1	1	11	
02	Bailey, Adrio	f	3-3	0-0	1-3	1	2	3	3	7	0	0	1	1	11	
03	Hannahs, Dusty	f	7-9	5-6	0-0	0	0	0	3	19	1	2	0	0	17	
12	Hazen, Brachen	f	0-1	0-0	0-0	0	0	0	0	0	0	0	0	0	3	
13	Thomas, Dustin	f	1-4	0-0	0-2	2	3	5	5	2	1	0	0	2	13	
15	Holmes, Jonathan	f	0-1	0-1	0-0	0	0	0	1	0	0	0	0	0	1	
21	Watkins, Manuale	f	2-5	2-4	4-8	1	3	4	0	10	2	0	0	3	21	
23	Jones, CJ	f	1-3	0-1	0-0	0	0	0	0	2	0	0	0	0	4	
	Team					1	0	1								
Totals			29-59	11-23	18-29	11	21	32	23	87	18	11	4	11	200	

GAME 25

Arkansas at LSU
Feb. 11, 2017 at 7:30 p.m. at Baton Rouge, La. (Maravich Center)

Arkansas 78 • 18-7 (7-5 SEC)

#	Player	Total		3-Ptr		Rebounds			PF	TP	A	TO	Blk	Stl	Min
		FG-FGA	FG-FGA	FT-FTA	Off Def Tot	PF	TP	A TO Blk Stl							
02	Bailey, Adrio	f	1-2	0-0	0-2	0 0 0	0 2	0 0 1 0	9						
33	Kingsley, Moses	f	2-4	0-0	5-6	0 5 5	2 9	2 2 5 0	29						
00	Barford, Jaylen	g	2-9	1-6	3-4	0 6 6	3 8	4 1 0 1	30						
03	Hannahs, Dusty	g	6-14	5-10	0-0	0 2 2	2 17	0 2 0 1	24						
31	Beard, Anton	g	2-3	1-1	6-6	0 1 1	2 11	4 3 0 2	24						
01	Thompson, Trey		0-0	0-0	0 0 0	3 0	1 0 0 1	11							
04	Macon, Daryl		5-11	2-7	5-7	0 0 0	0 17	0 2 0 0	28						
05	Cook, Arlando		0-2	0-0	0 0 0	2 2	1 0	0 0 1 0	5						
13	Thomas, Dustin		4-6	0-1	1-2	2 7 9	3 9	1 1 0 3	26						
21	Watkins, Manuale		2-2	1-1	0-0	0 3 3	3 5	2 1 0 2	14						
	Team				1 1 2										
Totals			24-53	10-26	20-27	3 27 30	19 78	14 12 7 10	200						

FG % 1st Half: 10-27 37.0% 2nd half: 14-26 53.8% Game: 24-53 45.3% Deadball Rebounds 1,1
3FG % 1st Half: 3-9 33.3% 2nd half: 7-17 41.2% Game: 10-26 38.5%
FT % 1st Half: 8-11 72.7% 2nd half: 12-16 75.0% Game: 20-27 74.1%

LSU 70 • 9-15 (1-11 SEC)

#	Player	Total		3-Ptr		Rebounds			PF	TP	A	TO	Blk	Stl	Min
		FG-FGA	FG-FGA	FT-FTA	Off Def Tot	PF	TP	A TO Blk Stl							
01	REATH, Duop	f	7-16	0-0	0-0	6 9 15	4 14	0 1 1 0	34						
44	Sims,Wayde	f	2-8	0-1	4-4	3 2 5	1 8	0 1 1 2	26						
00	SAMPSON, Brandon	g	4-13	1-4	3-5	2 3 5	3 12	2 4 0 0	27						
02	BLAKENEY, Antonio	g	8-16	1-4	4-6	1 11 12	1 21	1 6 0 1	32						
04	MAYS, Skylar	g	1-2	0-0	2-3	1 3 4	2 4	5 2 0 2	20						
05	HAYWARD, Kieran		0-1	0-1	0-0	0 1 1	1 0	1 1 0 0	6						
10	Jenkins,Brandon		0-2	0-1	1-2	1 0 1	2 1	0 0 0 0	8						
11	Patterson,Jalyn		2-4	2-4	0 0 1	1 3	6 2	1 0 0 0	26						
20	Bridgewater,Brian		0-1	0-0	0 0 0	0 0	0 0	0 0 1 4	4						
21	Epps,Aaron		2-4	0-0	0-1	2 1 3	1 4	0 0 0 0	17						
	Team				2 1 3										
Totals			26-67	4-15	14-21	18 32 50	18 70	12 16 1 6	200						

FG % 1st Half: 14-34 41.2% 2nd half: 12-33 36.4% Game: 26-67 38.8% Deadball Rebounds 2
3FG % 1st Half: 1-7 14.3% 2nd half: 3-8 37.5% Game: 4-15 26.7%
FT % 1st Half: 11-15 73.3% 2nd half: 3-6 50.0% Game: 14-21 66.7%

Officials: Pat Adams, Brian Shey, Bart Lenox
Technical fouls: Arkansas-None. LSU-None.
Attendance: 7132

Score by periods	1st	2nd	Total
Arkansas	31	47	78
LSU	40	30	70

Last FG - AR 2nd-03:45, LSU 2nd-01:46.
Largest lead - AR by 12 2nd-03:35, LSU by 14 1st-04:13.
AR led for 15:47, LSU led for 20:25. Game was tied for 03:47.
Score tied - 4 times.
Lead changed - 4 times.

GAME 27

Arkansas vs Ole Miss
Feb. 18, 2017 at 5 p.m. at Fayetteville, Ark. (Bud Walton Arena)

Ole Miss 80 • 16-11, 7-7 SEC

#	Player	Total		3-Ptr		Rebounds			PF	TP	A	TO	Blk	Stl	Min
		FG-FGA	FG-FGA	FT-FTA	Off Def Tot	PF	TP	A TO Blk Stl							
05	Hymon,Marcanvis	f	2-4	0-0	0-0	3 4 7	5 4	0 1 2 2	32						
11	Saiz,Sebastian	f	2-13	0-3	4-6	2 3 5	3 8	0 1 0 1	24						
8	Burnett,Deandre	g	8-11	5-6	6-8	0 2 2	2 27	4 1 2 0	30						
03	Davis, Terence	g	9-19	2-6	4-6	1 3 4	2 24	2 0 0 2	34						
04	Tyree,Brelin	g	1-6	1-4	2-2	0 3 3	2 5	0 3 0 0	16						
00	Fitzpatrick-Dorsey,D		0-1	0-0	0 0 0	0 0	0 0	0 0 0 0	1						
02	Neal,Cullen		1-4	0-2	2-2	1 1 2	3 4	4 1 0 1	19						
14	Brooks,Rasheed		1-7	0-5	0 0	1 3 4	0 2	0 1 0 0	21						
50	Furmanavicius,Justas		2-5	0-1	2-3	4 3 7	4 6	2 1 0 0	23						
	Team				4 2 6										
Totals			26-70	8-27	20-27	16 24 40	21 80	12 9 4 6	200						

FG % 1st Half: 15-34 44.1% 2nd half: 11-36 30.6% Game: 26-70 37.1% Deadball Rebounds 3,2
3FG % 1st Half: 3-11 27.3% 2nd half: 5-16 31.3% Game: 8-27 29.6%
FT % 1st Half: 4-6 66.7% 2nd half: 16-21 76.2% Game: 20-27 74.1%

Arkansas 98 • 20-7, 9-5 SEC

#	Player	Total		3-Ptr		Rebounds			PF	TP	A	TO	Blk	Stl	Min
		FG-FGA	FG-FGA	FT-FTA	Off Def Tot	PF	TP	A TO Blk Stl							
13	Thomas, Dustin	f	0-4	0-1	3-4	1 3 4	4 3	1 0 0 0	18						
33	Kingsley, Moses	f	3-4	0-0	8-8	4 9 13	3 14	3 1 4 1	28						
00	Barford, Jaylen	g	4-10	2-4	5-5	0 2 2	3 15	1 3 0 0	23						
03	Hannahs, Dusty	g	3-11	1-6	2-2	0 2 2	1 9	0 1 0 0	23						
21	Watkins, Manuale	g	3-6	0-1	0-0	2 2 4	2 6	5 1 0 0	26						
01	Thompson, Trey		4-4	0-0	0-0	1 7 8	1 8	3 2 3 3	23						
02	Bailey, Adrio		1-3	0-0	0-1	1 0 1	1 2	0 0 0 0	3						
04	Macon, Daryl		10-13	6-9	4-5	0 1 1	2 30	2 2 0 1	24						
05	Cook, Arlando		0-1	0-0	0 0 3	3 1	0 0	0 0 0 0	7						
12	Hazen, Brachen		0-1	0-1	0-0	0 1 1	0 0	0 0 0 0	2						
15	Holmes, Jonathan		0-1	0-1	0-0	0 0 0	0 0	0 0 0 0	1						
23	Jones, CJ		0-0	0-0	0 0 0	0 0	0 0	0 0 0 0	2						
31	Beard, Anton		3-8	3-6	2-2	1 1 2	1 11	4 0 0 1	20						
	Team				1 0 1										
Totals			31-66	12-29	24-27	11 31 42	19 98	20 10 7 6	200						

FG % 1st Half: 15-36 41.7% 2nd half: 16-30 53.3% Game: 31-66 47.0% Deadball Rebounds 1,1
3FG % 1st Half: 6-16 37.5% 2nd half: 6-13 46.2% Game: 12-29 41.4%
FT % 1st Half: 10-11 90.9% 2nd half: 14-16 87.5% Game: 24-27 88.9%

Officials: Doug Shows, Patrick Evans, Tim Gattis
Technical fouls: Ole Miss-None. Arkansas-None.
Attendance: 17356
Estimated Actual Attendance: 15214
Fouled Out: Ole Miss, #05, Hymon (1:55 2H)

Score by periods	1st	2nd	Total
Ole Miss	37	43	80
Arkansas	46	52	98

Last FG - OM 2nd-00:38, AR 2nd-01:22.
Largest lead - OM by 3 1st-15:59, AR by 24 2nd-11:17.
OM led for 01:38, AR led for 36:00. Game was tied for 02:22.
Score tied - 4 times.
Lead changed - 4 times.

GAME 26

Arkansas at South Carolina
Feb. 15, 2017 at 5:30 p.m. at Columbia, S.C. (Colonial Life Arena)

Arkansas 83 • 19-7, 8-5 SEC

#	Player	Total		3-Ptr		Rebounds			PF	TP	A	TO	Blk	Stl	Min
		FG-FGA	FG-FGA	FT-FTA	Off Def Tot	PF	TP	A TO Blk Stl							
02	Bailey, Adrio	f	0-1	0-0	0-0	0 0 0	0 0	0 0 0 1	6						
33	Kingsley, Moses	f	5-9	0-0	6-7	2 5 7	1 16	1 0 4 0	29						
00	Barford, Jaylen	g	9-17	2-4	3-3	2 3 5	4 23	1 6 0 0	32						
03	Hannahs, Dusty	g	8-14	4-7	0-0	0 2 2	2 20	1 2 0 0	34						
21	Watkins, Manuale	g	3-4	0-0	0-0	2 2 4	3 6	3 1 1 0	27						
01	Thompson, Trey		1-1	0-0	1-2	1 2 3	1 3	1 0 2 1	18						
04	Macon, Daryl		3-6	1-2	6-6	0 1 1	1 13	1 0 0 2	21						
05	Cook, Arlando		0-0	0-0	0 0 0	0 0	2 0	0 0 0 0	2						
13	Thomas, Dustin		1-4	0-1	0-0	1 3 4	5 2	2 2 1 1	26						
31	Beard, Anton		0-0	0-0	0-0	1 0 1	0 0	0 1 0 0	5						
	Team				1 4 5										
Totals			30-56	7-14	16-18	10 22 32	19 83	12 13 6 6	200						

FG % 1st Half: 15-27 55.6% 2nd half: 15-29 51.7% Game: 30-56 53.6% Deadball Rebounds 1,1
3FG % 1st Half: 5-7 71.4% 2nd half: 2-7 28.6% Game: 7-14 50.0%
FT % 1st Half: 4-4 100.0 2nd half: 12-14 85.7% Game: 16-18 88.9%

South Carolina 76 • 20-6, 10-3 SEC

#	Player		Total		3-Ptr	Rebounds			PF	TP	A	TO	Blk	Stl	Min
			FG-FGA	FG-FGA	FT-FTA	Off	Def	Tot							
21	KOTSAR, Maik	f	1-2	0-0	0-0	3	3	6	3	2	2	1	2	0	32
30	SILVA, Chris	f	6-9	0-0	4-6	3	5	8	5	16	0	2	0	0	18
00	THORNWELL, Sindarius	g	10-19	2-4	5-5	4	0	4	0	27	3	1	2	1	35
10	NOTICE, Duane	g	5-10	1-5	3-4	1	2	3	2	14	2	1	0	1	35
15	DOZIER, PJ	g	4-12	1-5	0-0	0	3	3	4	9	6	4	0	0	24
02	GRAVETT, Hassani		0-3	0-2	0-0	0	1	1	1	0	2	0	0	0	14
04	FELDER, Rakym		1-4	1-3	2-2	0	1	1	2	5	0	2	0	1	14
05	BLANTON, TeMarcus		0-1	0-0	0-0	0	0	0	0	0	0	0	0	0	6
12	GUEYE, Khadim		0-1	0-0	0-0	1	0	1	1	0	0	0	0	0	7
20	MCKIE, Justin		1-4	1-3	0-0	0	0	0	0	3	0	0	0	0	13
24	KEITA, Sedee		0-0	0-0	0-0	0	0	0	0	0	0	1	0	0	2
	Team					2	0	2							

GAME 29

Arkansas at Auburn
Feb. 25, 2017 at 7:30 p.m. at Auburn, Ala. (Auburn Arena)

Arkansas 79 • 22-7, 11-5

#	Player		Total		3-Ptr	Rebounds			PF	TP	A	TO	Blk	Stl	Min
			FG-FGA	FG-FGA	FT-FTA	Off	Def	Tot							
13	Thomas, Dustin	f	2-4	0-0	0-0	2	1	3	4	4	1	1	0	1	13
33	Kingsley, Moses	f	2-6	0-0	4-4	2	4	6	4	8	1	2	2	0	15
00	Barford, Jaylen	g	7-17	0-5	6-9	0	4	4	2	20	1	1	0	0	32
03	Hannahs, Dusty	g	7-14	3-7	1-1	1	1	2	1	18	2	1	0	2	26
21	Watkins, Manuele	g	1-2	0-0	0-0	1	4	5	4	2	0	0	0	1	26
01	Thompson, Trey	g	3-4	0-0	0-0	1	10	11	2	6	3	1	1	1	29
02	Bailey, Adrio	g	0-0	0-0	0-0	0	0	0	1	0	0	0	0	0	3
04	Macon, Daryl	g	4-5	2-3	3-4	0	1	1	1	13	2	4	0	1	21
05	Cook, Arlando	g	3-3	0-0	2-2	0	4	4	3	8	1	1	1	0	19
23	Jones, CJ	g	0-0	0-0	0-0	0	0	0	0	0	0	0	0	0	1
31	Beard, Anton	g	0-3	0-2	0-0	1	1	2	1	0	2	1	0	0	15
Team						1	2	3							
Totals			29-58	5-17	16-20	9	32	41	23	79	13	12	4	6	200

FG % 1st Half: 16-33 48.5% 2nd half: 13-25 52.0% Game: 29-58 50.0% Deadball Rebounds 3.1
3FG % 1st Half: 3-11 27.3% 2nd half: 2-6 33.3% Game: 5-17 29.4%
FT % 1st Half: 5-8 62.5% 2nd half: 11-12 91.7% Game: 16-20 80.0%

Auburn 68 • 17-12, 6-10

#	Player		Total		3-Ptr	Rebounds			PF	TP	A	TO	Blk	Stl	Min	
			FG	FGA		Off	Def	Tot								
03	Purifoy, Danjel	f	3-10	2-7	0-0	1	4	5	3	8	1	0	1	0	30	
50	Wiley, Austin	c	0-3	0-0	3-7	3	1	4	0	3	0	2	1	0	17	
01	Harper, Jared	g	6-13	3-6	2-3	0	2	2	2	17	3	0	0	1	27	
02	Brown, Bryce	g	2-5	2-3	0-0	0	2	2	3	6	2	1	0	1	29	
05	Heron, Mustapha	g	5-10	2-3	4-6	1	5	6	3	16	1	3	0	0	32	
04	Dunans, T.J.		1-6	0-2	1-3	0	0	0	1	3	1	1	0	0	18	
23	Lang, TJ		1-1	1-1	0-0	0	0	0	2	3	1	0	0	0	11	
24	McLemore, Anfernee		3-6	0-0	2-4	4	4	8	1	8	0	0	1	0	23	
35	Johnson, Ronnie		2-8	0-2	0-0	0	2	2	0	4	2	0	0	1	13	
Team						2	2	4	1							
Totals				23-62	10-24	12-23	11	22	33	16	68	11	7	3	3	200

FG % 1st Half: 11-28 39.3% 2nd half: 12-34 35.3% Game: 23-62 37.1% Deadball Rebounds 5
3FG % 1st Half: 5-11 45.5% 2nd half: 5-13 38.5% Game: 10-24 41.7%
FT % 1st Half: 4-8 50.0% 2nd half: 8-15 53.3% Game: 12-23 52.2%

Officials: Michael Roberts, Chuck Jones, Brian Shey
Technical fouls: Arkansas-None. Auburn-TEAM.
Attendance: 8098

Score by periods	1st	2nd	Total
Arkansas	40	39	79
Auburn	31	37	68

Points	In Paint	Off T/O	2nd Chance	Fast Break	Bench
Ark	36	12	17	12	27
AU	24	15	9	5	18

Last FG - AR 2nd-04:34, AU 2nd-00:12.
Largest lead - AR by 15 2nd-01:17, AU by 5 1st-17:01.
AR led for 31:58. AU led for 06:28. Game was tied for 01:34.

Score tied - 2 times.
Lead changed - 6 times.

GAME 31

Arkansas vs Georgia
March 4, 2017 at 1 p.m. at Fayetteville, Ark. (Bud Walton Arena)

Georgia 67 • 18-13, 9-9 SEC

#	Player		Total		3-Ptr	Rebounds			PF	TP	A	TO	Blk	Stl	Min
			FG-FGA	FG-FGA	FT-FTA	Off	Def	Tot							
13	Wilridge,E'Torrior	f	1-5	0-2	2-2	0	1	1	3	4	1	0	0	1	33
34	Ogbeide,Derek	f	4-7	0-0	4-5	5	2	7	2	12	0	2	0	0	28
00	Jackson II,William	g	2-7	1-3	0-0	1	0	1	2	5	1	1	0	0	18
03	Parker,Juwan	g	2-10	0-0	2-2	4	3	7	1	6	2	0	0	0	20
30	Frazier,JJ	g	5-15	1-4	13-13	0	4	4	4	24	0	1	0	0	33
02	Harris,Jordan		0-1	0-1	0-0	0	0	0	0	0	0	2	0	0	6
04	Crump,Tyree		2-10	1-6	2-2	0	3	3	1	7	2	2	0	0	20
05	Diatla,Pape		0-2	0-1	0-0	0	3	3	2	0	1	0	0	0	13
24	Kessler,Houston		0-0	0-0	0-0	0	1	1	0	0	0	0	0	1	5
25	Geno,Kenny Paul		0-1	0-1	0-0	0	0	0	0	0	1	0	0	1	8
32	Edwards,Mike		3-3	0-0	3-4	4	1	5	2	9	0	1	0	0	16
	Team					0	1	1							
Totals			19-61	3-18	26-28	14	19	33	17	67	8	10	0	3	200

FG % 1st Half: 11-29 37.9% 2nd half: 8-32 25.0% Game: 19-61 31.1% Deadball Rebounds 0.1
3FG % 1st Half: 1-8 12.5% 2nd half: 2-10 20.0% Game: 3-18 16.7%
FT % 1st Half: 14-15 93.3% 2nd half: 12-13 92.3% Game: 26-28 92.9%

Arkansas 85 • 23-8, 12-6 SEC

#	Player		Total		3-Ptr	Rebounds					PF	TP	A	TO	Blk	Stl	Min
			FG-FGA	FG-FGA	FT-FTA	Off	Def	Tot									
13	Thomas, Dustin	f	3-3	0-0	0-0	0	1	1	3	6	1	0	1	0		15	
33	Kingsley, Moses	f	6-11	0-1	3-4	3	6	9	1	15	2	1	2	0		25	
00	Barford, Jaylen	g	6-9	1-3	2-2	0	3	3	2	15	3	2	1	2		29	
03	Hannahs, Dusty	g	4-9	3-8	4-4	0	1	1	3	15	2	1	0	0		24	
21	Watkins, Manuale	g	6-8	0-0	0-1	2	3	5	3	12	2	2	0	1		28	
01	Thompson, Trey		2-2	0-0	1-1	3	5	8	4	5	2	0	2	1		23	
02	Bailey, Adrio		1-1	0-0	0-0	0	0	0	0	2	0	0	0	0		2	
04	Macon, Daryl		1-8	0-4	1-1	0	1	1	0	3	2	1	0	0		18	
05	Cook, Arlando		1-1	0-0	2-2	0	3	3	4	4	0	3	1	0		15	
12	Hazen, Brachen		0-0	0-0	0-0	0	1	1	0	0	0	0	0	0		2	
15	Holmes, Jonathan		1-1	0-0	0-0	0	0	0	0	2	0	0	0	0		1	
23	Jones, CJ		0-1	0-1	0-0	0	0	0	0	0	0	0	0	0		2	
31	Beard, Anton		3-7	0-2	0-1	1	3	4	2	6	1	0	0	2		16	
	Team					0	2	2									
Totals			34-61	4-19	13-16	9	29	38	22	85	15	10	7	6		200	

FG % 1st Half: 14-28 50.0% 2nd half: 20-33 60.6% Game: 34-61 55.7% Deadball Rebounds 1.1
3FG % 1st Half: 2-9 22.2% 2nd half: 2-10 20.0% Game: 4-19 21.1%
FT % 1st Half: 8-10 80.0% 2nd half: 5-6 83.3% Game: 13-16 81.3%

Officials: Joe Lindsay, Patrick Evans, Sean Casey
Technical fouls: Georgia-None. Arkansas-None.
Attendance: 18247
Estimated Actual Attendance: 16,055

Score by periods	1st	2nd	Total
Georgia	37	30	67
Arkansas	38	47	85

Points	In Paint	Off T/O	2nd Chance	Fast Break	Bench
GA	22	4	18	4	16
AR	48	7	12	10	22

Last FG - UGA 2nd-00:17, AR 2nd-00:22.
Largest lead - UGA by 7 1st-08:53, AR by 21 2nd-02:50.
UGA led for 08:00. AR led for 26:59. Game was tied for 05:01.

Score tied - 6 times.
Lead changed - 6 times.

GAME 30

Arkansas at No. 12 Florida
March 1, 2017 at 6 p.m. at Gainesville, Fla. (Exactech Arena)

Arkansas 65 • 22-8, 11-6 SEC

#	Player		Total			Rebounds					PF	TP	A	TO	Blk	Stl	Min
			FG-FGA	FG-FGA	FT-FTA	Off	Def	Total									
13	Thomas, Dustin	f	1-3	0-0	1-2	0	2	2	2	3	1	3	1	0	22		
33	Kingsley, Moses	f	6-12	0-0	5-8	5	4	9	4	17	0	1	0	0	31		
00	Barford, Jaylen	g	6-18	1-5	5-5	2	4	6	3	18	3	3	0	4	31		
03	Hannahs, Dusty	g	3-9	3-6	4-4	1	0	1	2	13	0	1	0	0	30		
21	Watkins, Manuale	g	1-4	0-2	0-0	1	4	5	2	2	1	0	0	1	29		
01	Thompson, Trey		1-3	0-0	0-2	0	0	0	3	2	0	0	0	0	12		
04	Macon, Daryl		2-4	2-2	2-2	1	4	5	0	8	2	1	0	1	22		
05	Cook, Arlando		1-2	0-0	0-0	0	1	1	0	2	0	0	0	0	12		
31	Beard, Anton		0-4	0-1	0-0	0	0	0	1	0	0	0	0	1	11		
	Team					1	3	4									
Totals			21-59	6-16	17-23	11	22	33	17	65	7	9	1	7	200		

FG % 1st Half: 10-29 34.5% 2nd half: 11-30 36.7% Game: 21-59 35.6% Deadball Rebounds 2
3FG % 1st Half: 4-9 44.4% 2nd half: 2-7 28.6% Game: 6-16 37.5%
FT % 1st Half: 4-7 57.1% 2nd half: 13-16 81.3% Game: 17-23 73.9%

Florida 78 • 24-6, 14-3 SEC

#	Player		Total		3-Ptr	Rebounds			PF	TP	A	TO	Blk	Stl	Min
			FG-FGA	FG-FGA	FT-FTA	Off	Def	Tot							
23	Leon,Justin	f	1-5	0-2	0-0	0	1	1	1	2	1	2	0	0	17
32	Rimmer,Schuyler	c	1-1	0-0	0-0	1	0	1	2	2	1	0	0	0	10
00	Hill,Kasey		3-9	1-2	5-6	0	3	3	0	12	4	3	0	0	33
05	Allen,KeVaughn		5-6	2-3	0-0	0	3	3	2	12	2	1	0	1	26
24	Barry,Canyon	g	5-11	3-8	1-2	1	3	4	1	14	3	1	1	0	30
01	Robinson,Devin		3-6	2-4	0-0	1	6	7	3	8	0	2	1	0	22
11	Chiozza,Chris		4-8	1-3	3-4	1	4	5	1	12	1	3	0	0	23
12	Gak,Gorjok		1-1	0-0	0-2	0	2	2	1	2	0	1	1	0	8
13	Hayes,Kearrius		3-6	0-0	0-0	3	5	8	4	6	0	0	3	1	22
25	Stone,Keith		3-4	1-1	1-1	1	2	3	1	8	0	0	0	0	9
	Team					1	2	3							
Totals			29-57	10-23	10-15	9	31	40	16	78	12	13	6	2	200

RECORD:	OVERALL	HOME	AWAY	NEUTRAL
ALL GAMES	4-1	2-0	1-1	1-0
CONFERENCE	3-1	2-0	1-1	0-0
NON-CONFERENCE	1-0	0-0	0-0	1-0

##	Player	gp-gs	min	avg	Total		3-Point		F-Throw		Rebounds				pf	dq	a	to	blk	stl	pts	avg
					fg-fga	fg%	3fg-fga	3fg%	ft-fa	ft%	off	def	tot	avg								
00	Barford, Jaylen	5-5	148	29.6	29-69	.420	5-20	.250	19-22	.864	6	15	21	4.2	8	0	11	9	2	10	82	16.4
03	Hannahs, Dusty	5-5	130	26.0	22-49	.449	11-29	.379	15-16	.938	3	4	7	1.4	8	0	6	4	0	3	70	14.0
33	Kingsley, Moses	5-5	125	25.0	20-52	.385	0-2	.000	18-22	.818	17	23	40	8.0	16	0	5	7	10	0	58	11.6
04	Macon, Daryl	5-0	110	22.0	13-34	.382	7-18	.389	20-23	.870	2	9	11	2.2	5	0	13	9	0	4	53	10.6
21	Watkins, Manuale	5-5	130	26.0	17-28	.607	2-5	.400	2-3	.667	7	17	24	4.8	12	0	5	2	0	7	38	7.6
13	Thomas, Dustin	5-5	84	16.8	11-19	.579	0-0	.000	4-8	.500	5	8	13	2.6	11	0	3	6	2	3	26	5.2
01	Thompson, Trey	5-0	107	21.4	8-14	.571	0-0	.000	5-8	.625	6	23	29	5.8	13	0	14	3	4	4	21	4.2
05	Cook, Arlando	5-0	67	13.4	8-13	.615	0-0	.000	4-4	1.000	3	10	13	2.6	10	0	1	5	3	0	20	4.0
31	Beard, Anton	5-0	81	16.2	7-22	.318	1-9	.111	0-1	.000	3	8	11	2.2	5	0	6	3	0	5	15	3.0
15	Holmes, Jonathan	1-0	1	1.0	1-1	1.000	0-0	.000	0-0	.000	0	0	0	0.0	0	0	0	0	0	0	2	2.0
02	Bailey, Adrio	3-0	12	4.0	1-2	.500	0-0	.000	1-2	.500	0	0	0	0.0	2	0	0	0	0	2	3	1.0
12	Hazen, Brachen	1-0	2	2.0	0-0	.000	0-0	.000	0-0	.000	0	1	1	1.0	0	0	0	0	0	0	0	0.0
23	Jones, CJ	3-0	3	1.0	0-1	.000	0-1	.000	0-0	.000	0	0	0	0.0	0	0	0	0	0	0	0	0.0
Team											5	9	14					1				
Total.....		5	1000		137-304	.451	26-84	.310	88-109	.807	57	127	184	36.8	90	0	64	49	21	38	388	77.6
Opponents.....		5	1000		130-315	.413	37-114	.325	65-91	.714	69	121	190	38.0	81	-	57	60	19	18	362	72.4

TEAM STATISTICS	AR	OPP	Date	Opponent	Score	Att.
SCORING	388	362	* 02/22/17	TEXAS A&M	w 86-77	14117
Points per game	77.6	72.4	* 02/25/17	at Auburn	w 79-68	8098
Scoring margin	+5.2	-	* 03/01/17	at Florida	L 65-78	10978
FIELD GOALS-ATT	137-304	130-315	* 03/04/17	GEORGIA	w 85-67	18247
Field goal pct	.451	.413	03/10/17	vs Ole Miss	w 73-72	14227
3 POINT FG-ATT	26-84	37-114	* - Conference game			
3-point FG pct	.310	.325				
3-pt FG made per game	5.2	7.4				
FREE THROWS-ATT	88-109	65-91				
Free throw pct	.807	.714				
F-Throws made per game	17.6	13.0				
REBOUNDS	184	190				
Rebounds per game	36.8	38.0				
Rebounding margin	-1.2	-				
ASSISTS	64	57				
Assists per game	12.8	11.4				
TURNOVERS	49	60				
Turnovers per game	9.8	12.0				
Turnover margin	+2.2	-				
Assist/turnover ratio	1.3	1.0				
STEALS	38	18				
Steals per game	7.6	3.6				
BLOCKS	21	19				
Blocks per game	4.2	3.8				
ATTENDANCE	32364	33303				
Home games-Avg/Game	2-16182	2-9538				
Neutral site-Avg/Game	-	1-14227				

Score by Periods	1st	2nd	Totals
Arkansas	182	206	388
Opponents	182	180	362

RECORD:	OVERALL	HOME	AWAY	NEUTRAL
ALL GAMES	9-5	0-0	6-5	3-0
CONFERENCE	6-3	0-0	6-3	0-0
NON-CONFERENCE	3-2	0-0	0-2	3-0

##	Player	gp-gs	min	avg	Total		3-Point		F-Throw		Rebounds				pf	dq	a	to	blk	stl	pts	avg
					fg-fga	fg%	3fg-fga	3fg%	ft-fga	ft%	off	def	tot	avg								
00	Barford, Jaylen	14-11	378	27.0	75-171	.439	15-46	.326	42-52	.808	18	37	55	3.9	39	0	26	31	2	13	207	14.8
04	Macon, Daryl	14-9	358	25.6	46-121	.380	21-65	.323	80-89	.899	5	30	35	2.5	23	1	21	29	1	12	193	13.8
03	Hannahs, Dusty	14-9	364	26.0	64-151	.424	27-76	.355	37-43	.860	5	15	20	1.4	28	0	14	21	0	6	192	13.7
33	Kingsley, Moses	14-14	384	27.4	47-114	.412	2-5	.400	53-69	.768	26	72	98	7.0	37	1	14	21	39	5	149	10.6
31	Beard, Anton	14-5	279	19.9	29-68	.426	8-21	.381	24-36	.667	14	14	28	2.0	26	1	18	17	0	9	90	6.4
21	Watkins, Manuale	14-8	312	22.3	35-57	.614	7-11	.636	0-5	.000	13	44	57	4.1	39	0	14	9	1	18	77	5.5
13	Thomas, Dustin	14-8	250	17.9	20-47	.426	0-2	.000	17-24	.708	15	42	57	4.1	42	2	10	16	4	11	57	4.1
05	Cook, Arlando	14-4	174	12.4	19-42	.452	0-0	.000	8-13	.615	14	27	41	2.9	30	0	4	8	9	5	46	3.3
01	Thompson, Trey	14-0	212	15.1	9-20	.450	0-1	.000	7-11	.636	10	37	47	3.4	29	0	23	9	10	10	25	1.8
23	Jones, CJ	5-0	22	4.4	3-5	.600	1-2	.500	0-2	.000	0	1	1	0.2	2	0	0	2	0	0	7	1.4
02	Bailey, Adrio	8-2	54	6.8	3-7	.429	0-0	.000	2-6	.333	0	8	8	1.0	6	0	2	1	2	3	8	1.0
15	Holmes, Jonathan	1-0	2	2.0	0-0	.000	0-0	.000	0-0	.000	0	0	0	0.0	0	0	0	0	0	0	0	0.0
12	Hazen, Brachen	3-0	11	3.7	0-2	.000	0-1	.000	0-0	.000	0	5	5	1.7	1	0	1	0	0	0	0	0.0
Team											24	24	48		1			2				
Total.....		14	2800		350-805	.435	81-230	.352	270-350	.771	144	356	500	35.7	303	5	147	166	68	92	1051	75.1
Opponents.....		14	2800		367-858	.428	95-292	.325	237-336	.705	181	356	537	38.4	275	-	195	159	54	68	1066	76.1

TEAM STATISTICS	AR	OPP	Date	Opponent	Score	Att.
SCORING	1051	1066	11/22/16	at Minnesota	L 71-85	8997
Points per game	75.1	76.1	12/17/16	vs Texas	W 77-74	8777
Scoring margin	-1.1	-	12/22/16	vs Sam Houston State	W 90-56	12153
FIELD GOALS-ATT	350-805	367-858	* 01/03/17	at Tennessee	W 82-78	13002
Field goal pct	.435	.428	* 01/07/17	at Kentucky	L 71-97	24322
3 POINT FG-ATT	81-230	95-292	* 01/17/17	at Texas A&M	W 62-60	9474
3-point FG pct	.352	.325	* 01/24/17	at Vanderbilt	W 71-70	9408
3-pt FG made per game	5.8	6.8	01/28/17	at Oklahoma State	L 71-99	13611
FREE THROWS-ATT	270-350	237-336	* 02/04/17	at Missouri	L 78-83	11434
Free throw pct	.771	.705	* 02/11/17	at LSU	W 78-70	7132
F-Throws made per game	19.3	16.9	* 02/15/17	at South Carolina	W 83-76	13001
REBOUNDS	500	537	* 02/25/17	at Auburn	W 79-68	8098
Rebounds per game	35.7	38.4	* 03/01/17	at Florida	L 65-78	10978
Rebounding margin	-2.6	-	03/10/17	vs Ole Miss	W 73-72	14227
ASSISTS	147	195	* = Conference game			
Assists per game	10.5	13.9				
TURNOVERS	166	159				
Turnovers per game	11.9	11.4				
Turnover margin	-0.5	-				
Assist/turnover ratio	0.9	1.2				
STEALS	92	68				
Steals per game	6.6	4.9				
BLOCKS	68	54				
Blocks per game	4.9	3.9				
ATTENDANCE	0	164614				
Home games-Avg/Game	0-0	11-11769				
Neutral site-Avg/Game	-	3-11719				

Score by Periods	1st	2nd	Totals
Arkansas	476	575	1051
Opponents	538	528	1066

RECORD:	OVERALL	HOME	AWAY	NEUTRAL
ALL GAMES	24-8	15-3	6-5	3-0
CONFERENCE	12-6	6-3	6-3	0-0
NON-CONFERENCE	12-2	9-0	0-2	3-0

##	Player	gp-gs	min	avg	Total		3-Point		F-Throw		Rebounds				pf	dq	a	to	blk	stl	pts	avg
					fg-fga	fg%	3fg-fga	3fg%	ft-fa	ft%	off	def	tot	avg								
03	Hannahs, Dusty	32-19	787	24.6	153-344	.445	67-174	.385	93-104	.894	19	37	56	1.8	55	0	39	47	2	15	466	14.6
04	Macon, Daryl	32-21	805	25.2	121-275	.440	60-154	.390	122-139	.878	16	66	82	2.6	59	1	73	59	2	34	424	13.3
00	Barford, Jaylen	32-26	804	25.1	150-336	.446	26-93	.280	73-98	.745	32	87	119	3.7	72	0	68	62	6	35	399	12.5
33	Kingsley, Moses	32-32	881	27.5	126-278	.453	6-14	.429	123-161	.764	75	172	247	7.7	88	2	46	61	84	20	381	11.9
31	Beard, Anton	32-11	684	21.4	81-194	.418	30-81	.370	55-73	.753	28	41	69	2.2	63	2	64	35	0	31	247	7.7
21	Watkins, Manuale	32-19	703	22.0	84-148	.568	11-23	.478	17-29	.586	34	91	125	3.9	60	0	58	17	1	40	196	6.1
13	Thomas, Dustin	32-23	565	17.7	62-130	.477	1-5	.200	45-67	.672	40	85	125	3.9	94	4	33	30	7	20	170	5.3
05	Cook, Arlando	32-7	378	11.8	39-86	.453	0-0	.000	24-35	.686	28	50	78	2.4	56	1	12	23	13	10	102	3.2
23	Jones, CJ	19-0	123	6.5	17-36	.472	12-24	.500	5-7	.714	0	11	11	0.6	11	0	6	4	5	1	51	2.7
01	Thompson, Trey	32-0	448	14.0	33-52	.635	0-1	.000	19-29	.655	29	80	109	3.4	72	0	51	18	26	22	85	2.7
02	Bailey, Adrio	25-2	174	7.0	20-34	.588	0-0	.000	6-19	.316	13	22	35	1.4	25	0	7	10	7	10	46	1.8
15	Holmes, Jonathan	6-0	7	1.2	1-5	.200	0-4	.000	0-0	.000	0	1	1	0.2	1	0	0	0	0	0	2	0.3
12	Hazen, Brachen	13-0	41	3.2	1-6	.167	0-2	.000	1-4	.250	2	10	12	0.9	5	0	2	4	0	0	3	0.2
Team											53	46	99		1			3				
Total.....		32	6400		888-1924	.462	213-575	.370	583-765	.762	369	799	1168	36.5	662	10	459	373	153	238	2572	80.4
Opponents.....		32	6400		807-1915	.421	238-711	.335	520-750	.693	406	747	1153	36.0	616	-	408	415	101	157	2372	74.1

TEAM STATISTICS			AR	OPP	Date	Opponent	Score	Att.	
SCORING			2572	2372	11/11/16	FORT WAYNE	w 92-83	13787	
Points per game			80.4	74.1	11/14/16	SOUTHERN ILLINOIS	w 90-65	13308	
Scoring margin			+6.3	-	11/18/16	UT ARLINGTON	w 71-67	13587	
FIELD GOALS-ATT			888-1924	807-1915	11/22/16	at Minnesota	L 71-85	8997	
Field goal pct			.462	.421	11/28/16	MOUNT ST. MARY'S	w 89-76	13321	
3 POINT FG-ATT			213-575	238-711	12/01/16	STEPHEN F. AUSTIN	w 78-62	13358	
3-point FG pct			.370	.335	12/03/16	AUSTIN PEAY	w 99-62	19483	
3-pt FG made per game			6.7	7.4	12/06/16	HOUSTON	w 84-72	13455	
FREE THROWS-ATT			583-765	520-750	12/10/16	NORTH FLORIDA	w 91-76	13700	
Free throw pct			.762	.693	12/17/16	vs Texas	w 77-74	8777	
F-Throws made per game			18.2	16.3	12/20/16	NORTH DAKOTA STATE	w 71-55	16006	
REBOUNDS			1168	1153	12/22/16	vs Sam Houston State	w 90-56	12153	
Rebounds per game			36.5	36.0	* 12/29/16	FLORIDA	L 72-81	20355	
Rebounding margin			+0.5	-	* 01/03/17	at Tennessee	w 82-78	13002	
ASSISTS			459	408	* 01/07/17	at Kentucky	L 71-97	24322	
Assists per game			14.3	12.8	* 01/10/17	MISSISSIPPI STATE	L 78-84	15111	
TURNOVERS			373	415	* 01/14/17	MISSOURI	w 92-73	15424	
Turnovers per game			11.7	13.0	* 01/17/17	at Texas A&M	w 62-60	9474	
Turnover margin			+1.3	-	* 01/21/17	LSU	w 99-86	16333	
Assist/turnover ratio			1.2	1.0	* 01/24/17	at Vanderbilt	w 71-70	9408	
STEALS			238	157	01/28/17	at Oklahoma State	L 71-99	13611	
Steals per game			7.4	4.9	* 02/01/17	ALABAMA	w 87-68	14004	
BLOCKS			153	101	* 02/04/17	at Missouri	L 78-83	11434	
Blocks per game			4.8	3.2	* 02/07/17	VANDERBILT	L 59-72	13494	
ATTENDANCE			274446	164614	* 02/11/17	at LSU	w 78-70	7132	
Home games-Avg/Game			18-15247	11-11769	* 02/15/17	at South Carolina	w 83-76	13001	
Neutral site-Avg/Game			-	3-11719	* 02/18/17	OLE MISS	w 98-80	17356	
					* 02/22/17	TEXAS A&M	w 86-77	14117	
Score by Periods			1st	2nd	Totals	* 02/25/17	at Auburn	w 79-68	8098
Arkansas			1179	1393	2572	* 03/01/17	at Florida	L 65-78	10978
Opponents			1177	1195	2372	* 03/04/17	GEORGIA	w 85-67	18247
						03/10/17	vs Ole Miss	w 73-72	14227
















* = Conference game

RECORD:	OVERALL	HOME	AWAY	NEUTRAL
ALL GAMES	12-6	6-3	6-3	0-0
CONFERENCE	12-6	6-3	6-3	0-0
NON-CONFERENCE	0-0	0-0	0-0	0-0

#	Player	gp-gs	min	avg	Total		3-Point		F-Throw		Rebounds				pf	dq	a	to	blk	stl	pts	avg
					fg-fga	fg%	3fg-fga	3fg%	ft-fga	ft%	off	def	tot	avg								
03	Hannahs, Dusty	18-11	459	25.5	88-192	.458	43-103	.417	42-47	.894	11	22	33	1.8	34	0	21	26	1	8	261	14.5
04	Macon, Daryl	18-10	467	25.9	69-153	.451	38-90	.422	72-84	.857	6	33	39	2.2	30	1	34	32	1	13	248	13.8
00	Barford, Jaylen	18-15	470	26.1	91-201	.453	13-56	.232	47-61	.770	18	53	71	3.9	43	0	36	35	1	18	242	13.4
33	Kingsley, Moses	18-18	509	28.3	74-163	.454	5-9	.556	75-101	.743	43	95	138	7.7	50	1	26	35	41	13	228	12.7
31	Beard, Anton	18-8	395	21.9	41-101	.406	15-42	.357	27-37	.730	10	20	30	1.7	38	2	33	19	0	18	124	6.9
21	Watkins, Manuale	18-10	405	22.5	48-83	.578	9-20	.450	7-16	.438	21	48	69	3.8	36	0	31	10	1	17	112	6.2
13	Thomas, Dustin	18-10	302	16.8	29-62	.468	0-3	.000	14-25	.560	19	49	68	3.8	57	3	13	16	4	12	72	4.0
05	Cook, Arlando	18-6	208	11.6	22-44	.500	0-0	.000	15-24	.625	14	33	47	2.6	35	1	7	12	5	3	59	3.3
01	Thompson, Trey	18-0	270	15.0	20-30	.667	0-1	.000	11-17	.647	17	44	61	3.4	40	0	36	9	15	14	51	2.8
02	Bailey, Adrio	14-2	80	5.7	8-16	.500	0-0	.000	2-8	.250	6	9	15	1.1	12	0	2	1	4	6	18	1.3
23	Jones, CJ	9-0	23	2.6	3-8	.375	2-6	.333	0-0	.000	0	1	1	0.1	2	0	0	0	0	1	8	0.9
15	Holmes, Jonathan	4-0	3	0.8	1-3	.333	0-2	.000	0-0	.000	0	0	0	0.0	1	0	0	0	0	0	2	0.5
12	Hazen, Brachen	5-0	9	1.8	0-2	.000	0-1	.000	0-0	.000	0	3	3	0.6	0	0	1	0	0	0	0	0.0
Team											21	25	46					2				
Total.....		18	3600		494-1058	.467	125-333	.375	312-420	.743	186	435	621	34.5	378	8	240	197	73	123	1425	79.2
Opponents.....		18	3600		459-1057	.434	133-394	.338	317-447	.709	222	431	653	36.3	337	-	230	223	57	84	1368	76.0

TEAM STATISTICS	AR	OPP	Date	Opponent	Score	Att.
SCORING	1425	1368	* 12/29/16	FLORIDA	L 72-81	20355
Points per game	79.2	76.0	* 01/03/17	at Tennessee	W 82-78	13002
Scoring margin	+3.2	-	* 01/07/17	at Kentucky	L 71-97	24322
FIELD GOALS-ATT	494-1058	459-1057	* 01/10/17	MISSISSIPPI STATE	L 78-84	15111
Field goal pct	.467	.434	* 01/14/17	MISSOURI	W 92-73	15424
3 POINT FG-ATT	125-333	133-394	* 01/17/17	at Texas A&M	W 62-60	9474
3-point FG pct	.375	.338	* 01/21/17	LSU	W 99-86	16333
3-pt FG made per game	6.9	7.4	* 01/24/17	at Vanderbilt	W 71-70	9408
FREE THROWS-ATT	312-420	317-447	* 02/01/17	ALABAMA	W 87-68	14004
Free throw pct	.743	.709	* 02/04/17	at Missouri	L 78-83	11434
F-Throws made per game	17.3	17.6	* 02/07/17	VANDERBILT	L 59-72	13494
REBOUNDS	621	653	* 02/11/17	at LSU	W 78-70	7132
Rebounds per game	34.5	36.3	* 2/15/17	at South Carolina	W 83-76	13001
Rebounding margin	-1.8	-	* 02/18/17	OLE MISS	W 98-80	17356
ASSISTS	240	230	* 02/22/17	TEXAS A&M	W 86-77	14117
Assists per game	13.3	12.8	* 02/25/17	at Auburn	W 79-68	8098
TURNOVERS	197	223	* 3/1/17	at Florida	L 65-78	10978
Turnovers per game	10.9	12.4	* 03/04/17	GEORGIA	W 85-67	18247
Turnover margin	+1.4	-	* - Conference game			
Assist/turnover ratio	1.2	1.0				
STEALS	123	84				
Steals per game	6.8	4.7				
BLOCKS	73	57				
Blocks per game	4.1	3.2				
ATTENDANCE	144441	106849				
Home games-Avg/Game	9-16049	9-11872				
Neutral site-Avg/Game	-	0-0				

Score by Periods	1st	2nd	Totals
Arkansas	646	779	1425
Opponents	663	705	1368

0		JAYLEN BARFORD ■ JR ■ G ■ 6-3 ■ 202 Jackson, Tenn. ■ Motlow State CC	<table><tr><th>YEAR</th><th>GP/GS</th><th>PPG</th><th>APG</th><th>RPG</th><th>SPG</th><th>FG%</th><th>FT%</th></tr><tr><td>2016-17</td><td>32/26</td><td>12.5</td><td>2.1</td><td>3.7</td><td>1.1</td><td>.446</td><td>.745</td></tr><tr><td>Career</td><td>32/26</td><td>12.5</td><td>2.1</td><td>3.7</td><td>1.1</td><td>.446</td><td>.745</td></tr></table>	YEAR	GP/GS	PPG	APG	RPG	SPG	FG%	FT%	2016-17	32/26	12.5	2.1	3.7	1.1	.446	.745	Career	32/26	12.5	2.1	3.7	1.1	.446	.745	PLAYER NOTABLES: <ul style="list-style-type: none">• Tied his career high with 23 points at South Carolina, including 17 in the first half.• All four 20-point games this season came on the road.• Scored 10+ points in 24 of 32 games this season.	CAREER HIGHS PTS: 23 - (2x) last at S. Carolina (2/15/17) AST: 6 - vs. Vanderbilt (2/7/17) REB: 6 - (6x) last vs. Ole Miss (3/11/17) STL: 4 - at #12 Florida (3/1/17)
YEAR	GP/GS	PPG	APG	RPG	SPG	FG%	FT%																						
2016-17	32/26	12.5	2.1	3.7	1.1	.446	.745																						
Career	32/26	12.5	2.1	3.7	1.1	.446	.745																						
1		TREY THOMPSON ■ JR ■ F ■ 6-9 ■ 265 Madison, Ark. ■ Forrest City HS	<table><tr><th>YEAR</th><th>GP/GS</th><th>PPG</th><th>RPG</th><th>BPG</th><th>APG</th><th>FG%</th><th>FT%</th></tr><tr><td>2016-17</td><td>32/0</td><td>2.7</td><td>3.4</td><td>0.8</td><td>1.6</td><td>.635</td><td>.655</td></tr><tr><td>Career</td><td>75/1</td><td>2.4</td><td>3.2</td><td>0.7</td><td>1.2</td><td>.602</td><td>.603</td></tr></table>	YEAR	GP/GS	PPG	RPG	BPG	APG	FG%	FT%	2016-17	32/0	2.7	3.4	0.8	1.6	.635	.655	Career	75/1	2.4	3.2	0.7	1.2	.602	.603	PLAYER NOTABLES: <ul style="list-style-type: none">• Led the team with 7 rebs in the quarterfinal against Ole Miss.• 2nd on team with 39 assists against SEC opponents.• Had a career-high 11 rebounds on Feb. 25 at Auburn• Had a career-high six assists against TAMU on Feb. 22.	CAREER HIGHS PTS: 13 - LSU (2/23/16) REB: 11 - at Auburn (2/25/17) BLK: 4 - Texas Tech (1/30/16) AST: 6 - Texas A&M (2/22/17)
YEAR	GP/GS	PPG	RPG	BPG	APG	FG%	FT%																						
2016-17	32/0	2.7	3.4	0.8	1.6	.635	.655																						
Career	75/1	2.4	3.2	0.7	1.2	.602	.603																						
2		ADRIO BAILEY ■ FR ■ F ■ 6-6 ■ 204 Campti, La. ■ Lakeview HS	<table><tr><th>YEAR</th><th>GP/GS</th><th>PPG</th><th>RPG</th><th>BPG</th><th>APG</th><th>FG%</th><th>FT%</th></tr><tr><td>2016-17</td><td>25/2</td><td>1.8</td><td>1.4</td><td>0.3</td><td>0.3</td><td>.588</td><td>.316</td></tr><tr><td>Career</td><td>25/2</td><td>1.8</td><td>1.4</td><td>0.3</td><td>0.3</td><td>.588</td><td>.316</td></tr></table>	YEAR	GP/GS	PPG	RPG	BPG	APG	FG%	FT%	2016-17	25/2	1.8	1.4	0.3	0.3	.588	.316	Career	25/2	1.8	1.4	0.3	0.3	.588	.316	PLAYER NOTABLES: <ul style="list-style-type: none">• Recorded his first career start on Feb. 11 at LSU.• Scored a career-high 14 points, 7 rebounds, 2 assists and 2 blocks against Austin Peay.• Tied his career high with 2 steals against TAMU (Feb. 22).	CAREER HIGHS PTS: 14 - Austin Peay (12/3/16) REB: 7 - Austin Peay (12/3/16) BLK: 2 - (2x) last vs. Vanderbilt (2/7/17) AST: 2 - Austin Peay (12/3/16)
YEAR	GP/GS	PPG	RPG	BPG	APG	FG%	FT%																						
2016-17	25/2	1.8	1.4	0.3	0.3	.588	.316																						
Career	25/2	1.8	1.4	0.3	0.3	.588	.316																						
3		DUSTY HANNAHS ■ SR ■ G ■ 6-3 ■ 210 Little Rock, Ark. ■ Texas Tech University	<table><tr><th>YEAR</th><th>GP/GS</th><th>PPG</th><th>APG</th><th>SPG</th><th>FG%</th><th>3FG%</th><th>FT%</th></tr><tr><td>2016-17</td><td>32/19</td><td>14.6</td><td>1.2</td><td>0.5</td><td>.445</td><td>.385</td><td>.894</td></tr><tr><td>Career</td><td>127/65</td><td>11.5</td><td>0.9</td><td>0.5</td><td>.429</td><td>.395</td><td>.883</td></tr></table>	YEAR	GP/GS	PPG	APG	SPG	FG%	3FG%	FT%	2016-17	32/19	14.6	1.2	0.5	.445	.385	.894	Career	127/65	11.5	0.9	0.5	.429	.395	.883	PLAYER NOTABLES: <ul style="list-style-type: none">• 2nd in the SEC in free throw percentage (.894).• 5 points from 1,000 in his 2-year career at Arkansas.• Became the 3rd Razorback to score 30+ points in an SEC Tournament game, posting 33 pts against Florida last year.	CAREER HIGHS PTS: 33 - Florida (3/10/16) AST: 6 - at West Virginia (1/22/14) STL: 3 - (2x) last vs. Miss. St. (1/9/16) 3FGM: 8 - Miss. St. (1/9/16)
YEAR	GP/GS	PPG	APG	SPG	FG%	3FG%	FT%																						
2016-17	32/19	14.6	1.2	0.5	.445	.385	.894																						
Career	127/65	11.5	0.9	0.5	.429	.395	.883																						
4		DARYL MACON ■ JR ■ G ■ 6-3 ■ 185 Little Rock, Ark. ■ Holmes CC	<table><tr><th>YEAR</th><th>GP/GS</th><th>PPG</th><th>APG</th><th>SPG</th><th>FG%</th><th>3FG%</th><th>FT%</th></tr><tr><td>2016-17</td><td>32/21</td><td>13.3</td><td>2.3</td><td>1.1</td><td>.440</td><td>.390</td><td>.878</td></tr><tr><td>Career</td><td>32/21</td><td>13.3</td><td>2.3</td><td>1.1</td><td>.440</td><td>.390</td><td>.878</td></tr></table>	YEAR	GP/GS	PPG	APG	SPG	FG%	3FG%	FT%	2016-17	32/21	13.3	2.3	1.1	.440	.390	.878	Career	32/21	13.3	2.3	1.1	.440	.390	.878	PLAYER NOTABLES: <ul style="list-style-type: none">• 4th in the SEC in free throw percentage (.878).• Is 27-of-30 from free throw line in final minute of games.• 4th Razorback in SEC era to score 30 points off bench.• Named SEC Player of the Week on Feb. 20.	CAREER HIGHS PTS: 30 - Ole Miss (2/18/17) AST: 6 - Missouri (1/14/17) STL: 4 - Fort Wayne (11/11/16) 3FGM: 6 - Ole Miss (2/18/17)
YEAR	GP/GS	PPG	APG	SPG	FG%	3FG%	FT%																						
2016-17	32/21	13.3	2.3	1.1	.440	.390	.878																						
Career	32/21	13.3	2.3	1.1	.440	.390	.878																						
5		ARLANDO COOK ■ JR ■ F ■ 6-8 ■ 215 St. Louis, Mo. ■ Connors State College	<table><tr><th>YEAR</th><th>GP/GS</th><th>PPG</th><th>RPG</th><th>BPG</th><th>APG</th><th>FG%</th><th>FT%</th></tr><tr><td>2016-17</td><td>32/7</td><td>3.2</td><td>2.4</td><td>0.4</td><td>0.4</td><td>.453</td><td>.686</td></tr><tr><td>Career</td><td>32/7</td><td>3.2</td><td>2.4</td><td>0.4</td><td>0.4</td><td>.453</td><td>.686</td></tr></table>	YEAR	GP/GS	PPG	RPG	BPG	APG	FG%	FT%	2016-17	32/7	3.2	2.4	0.4	0.4	.453	.686	Career	32/7	3.2	2.4	0.4	0.4	.453	.686	PLAYER NOTABLES: <ul style="list-style-type: none">• Scored 8 points in the first half at Auburn on Feb. 25.• Had a career high four offensive rebounds at Missouri on Feb. 4.• Pulled down at least one rebound in 28 of 32 games.	CAREER HIGHS PTS: 9 - Southern Illinois (11/14/16) REB: 7 - at Texas A&M (1/17/17) BLK: 3 - (5x) last vs. Sam Houston State (12/20/16) AST: 2 - (3x) last vs. LSU (1/21/17)
YEAR	GP/GS	PPG	RPG	BPG	APG	FG%	FT%																						
2016-17	32/7	3.2	2.4	0.4	0.4	.453	.686																						
Career	32/7	3.2	2.4	0.4	0.4	.453	.686																						
12		BRACHEN HAZEN ■ FR ■ F ■ 6-8 ■ 195 Fort Wayne, Ind. ■ Columbia City HS	<table><tr><th>YEAR</th><th>GP/GS</th><th>PPG</th><th>APG</th><th>RPG</th><th>FG%</th><th>3FG%</th><th>FT%</th></tr><tr><td>2016-17</td><td>13/0</td><td>0.2</td><td>0.2</td><td>0.9</td><td>.167</td><td>.000</td><td>.250</td></tr><tr><td>Career</td><td>13/0</td><td>0.2</td><td>0.2</td><td>0.9</td><td>.167</td><td>.000</td><td>.250</td></tr></table>	YEAR	GP/GS	PPG	APG	RPG	FG%	3FG%	FT%	2016-17	13/0	0.2	0.2	0.9	.167	.000	.250	Career	13/0	0.2	0.2	0.9	.167	.000	.250	PLAYER NOTABLES: <ul style="list-style-type: none">• Had a tip-in off an offensive rebound vs. Austin Peay.• Ranked as the No. 7 player in the state of Indiana.• Had five rebounds in seven minutes of action against Sam Houston State in North Little Rock.	CAREER HIGHS PTS: 2 - Austin Peay (12/3/16) AST: 1 - Sam Houston State (12/22/16) REB: 5 - Sam Houston State (12/22/16) 3FGM: --
YEAR	GP/GS	PPG	APG	RPG	FG%	3FG%	FT%																						
2016-17	13/0	0.2	0.2	0.9	.167	.000	.250																						
Career	13/0	0.2	0.2	0.9	.167	.000	.250																						
13		DUSTIN THOMAS ■ R-JR ■ F ■ 6-8 ■ 225 Texarkana, Texas ■ University of Colorado	<table><tr><th>YEAR</th><th>GP/GS</th><th>PPG</th><th>RPG</th><th>BPG</th><th>SPG</th><th>FG%</th><th>FT%</th></tr><tr><td>2016-17</td><td>32/23</td><td>5.3</td><td>3.9</td><td>0.2</td><td>0.6</td><td>.477</td><td>.672</td></tr><tr><td>Career</td><td>99/40</td><td>4.4</td><td>2.9</td><td>0.2</td><td>0.4</td><td>.447</td><td>.636</td></tr></table>	YEAR	GP/GS	PPG	RPG	BPG	SPG	FG%	FT%	2016-17	32/23	5.3	3.9	0.2	0.6	.477	.672	Career	99/40	4.4	2.9	0.2	0.4	.447	.636	PLAYER NOTABLES: <ul style="list-style-type: none">• Has scored 8+ points in 10 games this season.• Recorded 10 pts and 6 rbs in his first start as a Razorback.• Had seven first half rebounds against Sam Houston State.• Sat out last season after transferring from Colorado.	CAREER HIGHS PTS: 17 - USC (1/4/15) REB: 9 - at LSU (2/11/17) BLK: 2 - (2x) last vs. California (2/12/15) STL: 3 - (2x) last at LSU (2/11/17)
YEAR	GP/GS	PPG	RPG	BPG	SPG	FG%	FT%																						
2016-17	32/23	5.3	3.9	0.2	0.6	.477	.672																						
Career	99/40	4.4	2.9	0.2	0.4	.447	.636																						
21		MANUALE WATKINS ■ SR ■ G ■ 6-3 ■ 222 Fayetteville, Ark. ■ Fayetteville HS	<table><tr><th>YEAR</th><th>GP/GS</th><th>PPG</th><th>APG</th><th>RPG</th><th>SPG</th><th>FG%</th><th>FT%</th></tr><tr><td>2016-17</td><td>32/19</td><td>6.1</td><td>1.8</td><td>3.9</td><td>1.3</td><td>.568</td><td>.586</td></tr><tr><td>Career</td><td>108/28</td><td>4.2</td><td>1.5</td><td>2.8</td><td>1.0</td><td>.530</td><td>.594</td></tr></table>	YEAR	GP/GS	PPG	APG	RPG	SPG	FG%	FT%	2016-17	32/19	6.1	1.8	3.9	1.3	.568	.586	Career	108/28	4.2	1.5	2.8	1.0	.530	.594	PLAYER NOTABLES: <ul style="list-style-type: none">• Has 17 TO's in 703 mins. of action or 1.0 TO every 41.4 mins.• Leads the team with 40 steals.• T-2nd on the team in rebounding, averaging 3.9 rebounds per game.	CAREER HIGHS PTS: 14 - (2x) last at Wake Forest (12/4/15) AST: 5 - (3x) last vs. Ole Miss (2/18/17) REB: 9 - Northwestern St. (12/1/15) STL: 5 - Wake Forest (11/19/14)
YEAR	GP/GS	PPG	APG	RPG	SPG	FG%	FT%																						
2016-17	32/19	6.1	1.8	3.9	1.3	.568	.586																						
Career	108/28	4.2	1.5	2.8	1.0	.530	.594																						
23		C.J. JONES ■ FR ■ G ■ 6-5 ■ 175 Birmingham, Ala. ■ Central Park Christian	<table><tr><th>YEAR</th><th>GP/GS</th><th>PPG</th><th>APG</th><th>SPG</th><th>FG%</th><th>3FG%</th><th>FT%</th></tr><tr><td>2016-17</td><td>19/0</td><td>2.7</td><td>0.3</td><td>0.1</td><td>.472</td><td>.500</td><td>.714</td></tr><tr><td>Career</td><td>19/0</td><td>2.7</td><td>0.3</td><td>0.1</td><td>.472</td><td>.500</td><td>.714</td></tr></table>	YEAR	GP/GS	PPG	APG	SPG	FG%	3FG%	FT%	2016-17	19/0	2.7	0.3	0.1	.472	.500	.714	Career	19/0	2.7	0.3	0.1	.472	.500	.714	PLAYER NOTABLES: <ul style="list-style-type: none">• 36 of his 51 points this season have come from three's.• Averaged 28 ppg, 6 rpg, 4 apg and 3 spg as a senior.• Had 11 points vs. Austin Peay on 4-of-6 shooting, 3-of-4 from behind the arc. Is shooting 48.6 percent from the field.	CAREER HIGHS PTS: 11 - (2x) last vs. Austin Peay (12/3/16) AST: 2 - Austin Peay (12/3/16) STL: 1 - Missouri (1/14/17) 3FGM: 3 - Austin Peay (12/3/16)
YEAR	GP/GS	PPG	APG	SPG	FG%	3FG%	FT%																						
2016-17	19/0	2.7	0.3	0.1	.472	.500	.714																						
Career	19/0	2.7	0.3	0.1	.472	.500	.714																						
31		ANTON BEARD ■ JR ■ G ■ 6-0 ■ 198 North Little Rock, Ark. ■ North Little Rock HS	<table><tr><th>YEAR</th><th>GP/GS</th><th>PPG</th><th>APG</th><th>SPG</th><th>FG%</th><th>3FG%</th><th>FT%</th></tr><tr><td>2016-17</td><td>32/11</td><td>7.7</td><td>2.0</td><td>1.0</td><td>.418</td><td>.370</td><td>.753</td></tr><tr><td>Career</td><td>90/28</td><td>6.7</td><td>1.8</td><td>1.0</td><td>.385</td><td>.340</td><td>.688</td></tr></table>	YEAR	GP/GS	PPG	APG	SPG	FG%	3FG%	FT%	2016-17	32/11	7.7	2.0	1.0	.418	.370	.753	Career	90/28	6.7	1.8	1.0	.385	.340	.688	PLAYER NOTABLES: <ul style="list-style-type: none">• Pulled down multiple rebounds in 11 of the last 16 games.• Has multiple assists in 19 games this year.• Had 7 dimes against LSU, most by a Razorback this year.	CAREER HIGHS PTS: 18 - at Georgia (1/23/16) AST: 7 - LSU (1/21/17) STL: 5 - Milwaukee (12/22/14) 3FGM: 4 - at Ole Miss (2/14/15)
YEAR	GP/GS	PPG	APG	SPG	FG%	3FG%	FT%																						
2016-17	32/11	7.7	2.0	1.0	.418	.370	.753																						
Career	90/28	6.7	1.8	1.0	.385	.340	.688																						
33		MOSES KINGSLEY ■ SR ■ F ■ 6-10 ■ 230 Abuja, Nigeria ■ Huntington Prep (W.Va.)	<table><tr><th>YEAR</th><th>GP/GS</th><th>PPG</th><th>RPG</th><th>BPG</th><th>SPG</th><th>FG%</th><th>FT%</th></tr><tr><td>2016-17</td><td>32/32</td><td>11.9</td><td>7.7</td><td>2.6</td><td>0.6</td><td>.453</td><td>.764</td></tr><tr><td>Career</td><td>132/67</td><td>8.7</td><td>5.6</td><td>1.9</td><td>0.6</td><td>.505</td><td>.678</td></tr></table>	YEAR	GP/GS	PPG	RPG	BPG	SPG	FG%	FT%	2016-17	32/32	11.9	7.7	2.6	0.6	.453	.764	Career	132/67	8.7	5.6	1.9	0.6	.505	.678	PLAYER NOTABLES: <ul style="list-style-type: none">• Named All-SEC 2nd team & to the SEC All-Defensive team.• Is second in the SEC in career double-doubles with 23.• Is T-17th in the country with 2.63 blocks per game.• Has 3+ blocks in 16 games this season.	CAREER HIGHS PTS: 26 - at Dayton (12/30/15) REB: 14 - (3x) last vs. #25 Florida (12/29/16) BLK: 8 - Tennessee Tech (12/12/15) STL: 4 - Auburn (2/17/16)
YEAR	GP/GS	PPG	RPG	BPG	SPG	FG%	FT%																						
2016-17	32/32	11.9	7.7	2.6	0.6	.453	.764																						
Career	132/67	8.7	5.6	1.9	0.6	.505	.678																						
HC		 1980-82 - Student-Athlete	 1982-85 - Volunteer Assistant	 1985-89 - Volunteer Assistant 1989-00 - Assistant Coach 2000-02 - Assistant Head Coach	 2002-06 - Head Coach 89-41 (.680)	 2006-11 - Head Coach 111-57 (.660)	 2011-Present - Head Coach 126-72 (.636)																						